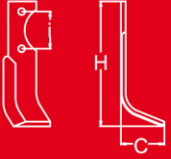
















REFERENCIA	MODELO DE MÁQUINA		DIMENSIONES	PLETINA	AGUJEROS	DIST. INTEREJES	PESO	UD./CAJA
REFERENCE	MACHINE MODEL		DIMENSIONS	FLAT	HOLES	DIST. BETW. AXIS	WEIGHT	UN./BOX
RÉFÉRENCE	MODÈLE DE MACHINE		DIMENSIONS	PLAT	TROUS	ENTRAXE	POIDS	UN./CAISSE
			mm.	mm.	Ø mm.		kg.	Nº





























AGRATOR

AGT-11-L	VF/AL		H=182,C=135, R=0	75X6	11.75	57	0.83	20
AGT-02-C	VF		H=220,C=86, R=0	60X6	12.5	55	0.645	20
AGT-01-U	T/TS		H=195,C=60, R=0	60X10	25.5	0	0.92	15
AGT-02-R	T/TS		H=200,C=0, R=0	60X10	25.5	0	0.9	25
AGT-03-DC	T/TS		H=135,C=60, R=0	60X10	25.5	0	0.612	20
AGT-04-P	T/TS		H=148,C=40, R=0	80X7	14.5	0	0.57	20
MAZ-59/26	T		H=51,C=88, R=175	0X0	25.5	0	2.29	0
AGT-01-RW	PATATERA WIDIA		H=380,C=100, R=0	50X12	14.5	100	1.85	15
AGT-16-RL	GT/GMT GRT/ALT		H=185,C=85, R=0	80X10	16.5	57	1.18	15
AGT-16-R	GT/ART/GMT GRT/ALT		H=228,C=0, R=0	50X12	16.5	50	0.98	15
FEI-31	GRILLETE		H=65,C=48, R=0	0X0	11.75	0	0.13	10
AGT-01-R	GRC		H=380,C=100, R=0	50X12	14.5	100	1.6	15
MAL-26	FVS		H=330,C=0, R=0	110X15	18.5	50	2.952	10



REFERENCIA REFERENCE RÉFÉRENCE	MODELO DE MÁQUINA MACHINE MODEL MODÈLE DE MACHINE		DIMENSIONES DIMENSIONS DIMENSIONS mm.	PLETINA FLAT PLAT mm.	AGUJEROS HOLES TROUS Ø mm.	DIST. INTEREJES DIST. BETW. AXIS ENTRAXE 	PESO WEIGHT POIDS kg.	UD./CAJA UN./BOX UN./CAISSE Nº
DER-52	FVL/FVM FVP		H=300,C=0, R=0	100X12	16.5	60	2	5
DER-51	FVL		H=280,C=0, R=0	90X12	16.5	50	1.66	5
CAQ-01	CASQUILLO 40		H=25.4,C=40, R=0	0X0	16.5	0	0.084	10
CAQ-02	CASQUILLO 20		H=25.4,C=20, R=0	0X0	16.5	0	0.044	10
CAQ-03	CASQUILLO 03		H=20,C=17, R=0	0X0	14.5		0.018	10
AGT-04-CL	AV LARGA		H=177,C=138, R=0	60X6	11.75	35	0.67	30
AGT-04-C	AV CORTA		H=174,C=108, R=0	60X6	11.75	35	0.587	30
AGT-14-C	AV		H=250,C=105, R=0	40X8	11.75	114	0.725	20
AGT-13-C	ASR/AM		H=190,C=148, R=0	85X9	16.5	57	1.3	15
AGT-13-L	ASR/AM		H=187,C=148, R=0	85X9	16.5	57	1.4	10
AGT-12-L	ASR		H=170,C=148, R=0	80X8	13.25	57	1.21	15
135-E	AR		H=200,C=135, R=0	80X7	13.25	57	1.09	20
2	AR		H=180,C=138, R=0	80X7	13.25	57	1.13	15



REFERENCIA REFERENCE RÉFÉRENCE	MODELO DE MÁQUINA MACHINE MODEL MODÈLE DE MACHINE	 	DIMENSIONES DIMENSIONS DIMENSIONS mm.	PLETINA FLAT PLAT mm.	AGUJEROS HOLES TROUS Ø mm.	DIST. INTEREJES DIST. BETW. AXIS ENTRAXE 	PESO WEIGHT POIDS kg.	UD./CAJA UN./BOX UN./CAISSE Nº
AGT-08	AM/KD	 	H=195,C=143, R=0	100X8	16.5	75	1.488	15
AGT-08-C	AM/KD	 	H=210,C=143, R=0	100X8	16.5	75	1.495	15
AGT-10	AM/KD	 	H=195,C=143, R=0	100X10	16.5	75	1.87	10
AGT-12	AM/KD	 	H=195,C=143, R=0	100X12	16.5	75	2.23	10
2-CTF	AL/ALR/GE-2T VF	 	H=180,C=138, R=0	80X7	13.25	57	1.06	15
2-7/16	2-7/17	 	H=180,C=138, R=0	80X7	11.75	57	1.13	15
AGM-03		 	H=115,C=51, R=0	40X8	20.5	0	0.285	20
AGM-03-R		 	H=117,C=0, R=0	40X8	20.5	0	0.28	20
AGT-01-RC		 	H=380,C=160, R=0	50X10	14.5	100	1.4	15
AGT-03		 	H=135,C=60, R=0	60X10	20.5	0	0.7	20
AGT-03-R		 	H=138,C=0, R=0	60X10	20.5	0	0.65	20
AGT-10-A			H=207,C=116, R=0	85X9	13.25	57	1.2	20
AGT-10-C		 	H=210,C=143, R=0	100X10	16.5	75	1.8	10
































REFERENCIA REFERENCE RÉFÉRENCE	MODELO DE MÁQUINA MACHINE MODEL MODÈLE DE MACHINE		DIMENSIONES DIMENSIONS DIMENSIONS mm.	PLETINA FLAT PLAT mm.	AGUJEROS HOLES TROUS Ø mm.	DIST. INTEREJES DIST. BETW. AXIS ENTRAXE l mm.	PESO WEIGHT POIDS kg.	UD./CAJA UN./BOX UN./CAISSE Nº
AGT-10-R			H=214,C=120, R=0	100X10	16.5	75	1.7	10
AGT-17-R			H=278,C=0, R=0	50X12	16.5	50	1.22	20
AGT-19-R			H=235,C=0, R=0	50X12	16.5	50	1	20
AGT-19-R1			H=235,C=0, R=0	50X12	16.5	0	1.05	50
FEL-15			H=103,C=45, R=0	40X8	33x16	0	0.24	100
MAZ 37/16			H=40,C=85, R=100	0X0	16.5	0	0.7	0
MAZ-08/19			H=40,C=120, R=90	0X0	19.5	0	1.08	1



AGRIA

PCC-02	PICAZA PEQUEÑA		H=112,C=125, R=0	60X6	12.5	42	0.48	5
PCC-03	PICAZA GRANDE		H=145,C=150, R=0	60X6	12.5	42	0.72	5
164 BL3	LEVANTE 2700		H=203,C=100, R=0	55X6	10.5	50	0.58	30
GAN-01	GANCHO		H=205,C=36, R=0	35X6	10.5 COLISO	69	0.34	50
198-ALFE	7713 (ANTIGUA)		H=143,C=90, R=0	50X6	10.5	25	0.4	30
198-E	7712 7713 7714 RANCHO		H=180,C=92, R=0	60X6	12.5	42	0.52	30



REFERENCIA REFERENCE RÉFÉRENCE	MODELO DE MÁQUINA MACHINE MODEL MODÈLE DE MACHINE			DIMENSIONES DIMENSIONS DIMENSIONS mm.	PLETINA FLAT PLAT mm.	AGUJEROS HOLES TROUS Ø mm.	DIST. INTEREJES DIST. BETW. AXIS ENTRAXE 	PESO WEIGHT POIDS kg.	UD./CAJA UN./BOX UN./CAISSE Nº
38-E	7700-M			H=210,C=75, R=0	35X6	10.5 COLISO	66-72	0.358	50
38	7700 GLOBAL			H=220,C=75, R=0	35X6	10.5 COLISO	66-72	0.385	50
17	7000			H=200,C=80, R=0	35X5	10.5	50	0.305	50
214-E	7000			H=236,C=90, R=0	40X6	10.5	79	0.5	40
802	60 66 601			H=185,C=62, R=0	30X5	8.5	70	0.23	50
178	3000 3001			H=212,C=80, R=0	40X5	8.5	70	0.36	50
178-PA	3000 3001			H=218,C=77, R=0	40X5	8.5	70	0.36	50
178-PAC	3000 (CORTO) 3001 (CORTO)			H=211,C=50, R=0	40X5	8.5	70	0.36	25
120-L-2	2700 LEVANTE EXTENSIBLE			H=184,C=110, R=0	55X6	12.5	42	0.57	30
66	2700			H=172,C=95, R=0	60X6	10.5	50	0.59	25
195-BP	2100 BABY (PEQUENA)			H=155,C=45, R=0	30X5	8.5	70	0.19	50
195-BL	2100 BABY (LARGA)			H=176,C=56, R=0	30X5	8.5	70	0.22	50
6402	1900 8900 9900 LEVANTE			H=202,C=108, R=0	70X6	12.5	42	0.73	25

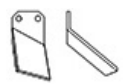



REFERENCIA REFERENCE RÉFÉRENCE	MODELO DE MÁQUINA MACHINE MODEL MODÈLE DE MACHINE		DIMENSIONES DIMENSIONS DIMENSIONS mm.	PLETINA FLAT PLAT mm.	AGUJEROS HOLES TROUS Ø mm.	DIST. INTEREJES DIST. BETW. AXIS ENTRAXE l mm.	PESO WEIGHT POIDS kg.	UD./CAJA UN./BOX UN./CAISSE Nº
64-A	1900 8900 9900		H=200,C=110, R=0	70X6	10.5	60	0.83	25
100 (40X6)			H=221,C=82, R=0	40X6	10.5 COLISO	66-73	0.45	40
187			H=235,C=94, R=0	35X6	10.5 COLISO	70	0.38	50
554/555			H=127,C=66, R=0	50X5	10.5	38	0.27	25
I-0			H=168,C=66, R=0	50X5	8.5	38	0.363	25

AGRIC


AGT-08	SRG		H=195,C=143, R=0	100X8	16.5	75	1.488	15
H-5/8	SRF/SRG		H=170,C=145, R=0	80X10	16.5	51	1.43	10
AGM-03-R	RECTA		H=117,C=0, R=0	40X8	20.5	0	0.28	20
324-RFM	DOBLE FILO		H=153,C=142, R=0	90X10	16.5	51	1.7	10
49.311.0000	DESBROZADORA		H=380,C=0, R=0	60X8	23.5	0	1.36	5
CAQ-01	CASQUILLO 40		H=25.4,C=40, R=0	0X0	16.5	0	0.084	20
CAQ-02	CASQUILLO 20		H=25.4,C=20, R=0	0X0	16.5	0	0.044	20
2	BMS BM BMR		H=180,C=138, R=0	80X7	13.25	57	1.13	15








REFERENCIA REFERENCE RÉFÉRENCE	MODELO DE MÁQUINA MACHINE MODEL MODÈLE DE MACHINE		DIMENSIONES DIMENSIONS DIMENSIONS mm.	PLETINA FLAT PLAT mm.	AGUJEROS HOLES TROUS Ø mm.	DIST. INTEREJES DIST. BETW. AXIS ENTRAXE l mm.	PESO WEIGHT POIDS kg.	UD./CAJA UN./BOX UN./CAISSE Nº
10-C	AL/AFMU ALD		H=158,C=135, R=0	60X6	11.75	35	0.6	25
188/1	AGRILABOUR 1 ø		H=227,C=64, R=0	60X11	16.5	0	1.16	10
188	AGRILABOUR		H=227,C=64, R=0	60X11	14.5	46	1.16	5
188/2	AGRILABOUR		H=227,C=64, R=0	65X12	14.5	46	1.16	10
MAZ-27/16	AGRIC		H=13,C=78, R=75	0X0	16.5	0	0.25	1
AGR-06	AGR-06		H=183,C=140, R=0	80X8	16.5	51	1.2	15
AGR-05	AGR-05		H=183,C=140, R=0	80X10	16.5	51	1.4	15
10-L	AFMU		H=150,C=135, R=0	60X6	11.75	35	0.625	25
207-M	AF AMS/AFMD		H=175,C=135, R=0	75X6	11.75	57	0.87	20
129-VA	4RM-180		H=192,C=92, R=0	70X7	12.5	65	0.7	25
325-RGLF	325-RGLF		H=170,C=145, R=0	80X10	16.5	51	1.437	10
10-J			H=158,C=135, R=0	60X5	11.75	35	0.49	30
135-E			H=200,C=135, R=0	80X7	13.25	57	1.09	20

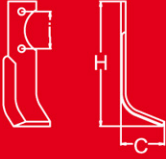





REFERENCIA REFERENCE RÉFÉRENCE	MODELO DE MÁQUINA MACHINE MODEL MODÈLE DE MACHINE		DIMENSIONES DIMENSIONS DIMENSIONS mm.	PLETINA FLAT PLAT mm.	AGUJEROS HOLES TROUS Ø mm.	DIST. INTEREJES DIST. BETW. AXIS ENTRAXE 	PESO WEIGHT POIDS kg.	UD./CAJA UN./BOX UN./CAISSE Nº
172-C			H=170,C=85, R=0	50X6	10.5	35	0.455	30
214-E			H=236,C=90, R=0	40X6	10.5	79	0.5	40
3-E			H=180,C=168, R=0	80X8	13.25	57	1.424	15
311-01-D			H=468,C=0, R=0	75X10	23.5	0	2.56	5
311-1-5-D			H=388,C=0, R=0	75X10	29.5	0	2.23	5
311-1-7-D			H=388,C=40, R=0	75X10	23.5	0	2.23	5
311-2-01D			H=568,C=0, R=0	75X10	23.5	0	3.13	5
311-2-05-D			H=568,C=0, R=0	75X10	29.5	0	3.25	5
311-3-01-D			H=668,C=0, R=0	75X10	23.5	0	3.7	5
311,3,01-D			H=668,C=0, R=0	75X10	23.5	0	3.75	5
311.01-D			H=468,C=0, R=0	75X10	23.5	0	2.56	5
325-GLF			H=207,C=115, R=0	80X10	13.25	57	1.262	10
325-LGLF			H=168,C=120, R=0	60X7	11.75	35	0.6	20



REFERENCIA REFERENCE RÉFÉRENCE	MODELO DE MÁQUINA MACHINE MODEL MODÈLE DE MACHINE		DIMENSIONES DIMENSIONS DIMENSIONS mm.	PLETINA FLAT PLAT mm.	AGUJEROS HOLES TROUS Ø mm.	DIST. INTEREJES DIST. BETW. AXIS ENTRAXE  l mm.	PESO WEIGHT POIDS kg.	UD./CAJA UN./BOX UN./CAISSE Nº
34324			H=150,C=58, R=0	60X10	25.5	0	0.69	20
37311			H=125,C=63, R=0	60X10	25.5	0	0.65	20
37312			H=125,C=0, R=0	60X10	25.5	0	0.56	20
AGM-03			H=115,C=51, R=0	40X8	20.5	0	0.285	20
AGM-21			H=80,C=25, R=0	35X5	14.5	0	0.12	10
FEL-34			H=130,C=60, R=0	40X8	16.5	0	0.33	20
MAZ 08/20			H=40,C=120, R=90	0X0	20.5	0	1.15	0
MAZ 10/20			H=55,C=150, R=100	0X0	20.5	0	1.65	0
MAZ 14/16			H=22,C=112, R=105	0X0	16.5	0	0.92	0
MAZ 37/16			H=40,C=85, R=100	0X0	16.5	0	0.7	0
MAZ-04/16			H=40,C=120, R=110	0X0	16.5	0	1.35	0
MAZ-102/30			H=60,C=70, R=80	0X0	30.5	0	1.7	1
MAZ-14/16			H=22,C=112, R=105	0X0	16.5	0	0.92	0

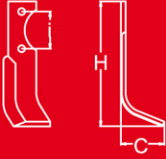















REFERENCIA REFERENCE RÉFÉRENCE	MODELO DE MÁQUINA MACHINE MODEL MODÈLE DE MACHINE		DIMENSIONES DIMENSIONS DIMENSIONS mm.	PLETINA FLAT PLAT mm.	AGUJEROS HOLES TROUS Ø mm.	DIST. INTEREJES DIST. BETW. AXIS ENTRAXE l mm.	PESO WEIGHT POIDS kg.	UD./CAJA UN./BOX UN./CAISSE Nº
MAZ-65/20			H=85,C=220, R=75	0X0	20.5	0	2.55	1
MAZ-900023			H=60,C=70, R=80	0X0	30.5	0	1.74	1
ROU-08			H=100,C=40, R=0	45X9	38X16	0	0.21	20

AGRICOM

FEL-33	RECTA		H=140,C=0, R=0	60X8	25.5	0	0.5	20
MAZ-05/16	MARTILLO		H=70,C=185, R=85	0X0	16.5	0	2.13	1
MAZ-05/20	MARTILLO		H=70,C=185, R=85	0X0	20.5	0	2.1	1
SIC-02	EUROSTOCK		H=203,C=60, R=0	60X8	25.5	0	0.72	20
CAQ-01	CASQUILLO 40		H=25.4,C=40, R=0	0X0	16.5	0	0.084	10
CAQ-02	CASQUILLO 20		H=25.4,C=20, R=0	0X0	16.5	0	0.044	10
MAZ-06/20	AGRICOM		H=40,C=137, R=95	0X0	20.5	0	1.6	0
AGC-02			H=130,C=0, R=0	40X5	12.5	0	0.175	20
AGC-08			H=130,C=60, R=0	60X8	16.5	0	0.48	20
AGC-13			H=122,C=60, R=16.5	50X10	16.5	0	0.49	20
















REFERENCIA REFERENCE RÉFÉRENCE	MODELO DE MÁQUINA MACHINE MODEL MODÈLE DE MACHINE		DIMENSIONES DIMENSIONS DIMENSIONS mm.	PLETINA FLAT PLAT mm.	AGUJEROS HOLES TROUS Ø mm.	DIST. INTEREJES DIST. BETW. AXIS ENTRAXE l mm.	PESO WEIGHT POIDS kg.	UD./CAJA UN./BOX UN./CAISSE Nº
AGM-38			H=235,C=0, R=0	60X8	25.5	0	0.8	20
BRE-21			H=110,C=52, R=0	40X10	16.5	0	0.34	20
CEL-29			H=115,C=0, R=0	40X8	16.5	0	0.32	20
FEL-04			H=140,C=60, R=0	60X8	25.5	0	0.54	20
FLN-02			H=115,C=52, R=0	40X8	16.5	0	0.31	20
MAZ 05/16			H=70,C=195, R=88	0X0	16.5	0	2	0
MAZ 05/20			H=70,C=195, R=88	0X0	20.5	0	2	0
MAZ 06/16			H=40,C=137, R=95	0X0	16.5	0	1.6	0
MAZ 08/16			H=40,C=120, R=90	0X0	16.5	0	1.15	0
MAZ 08/20			H=40,C=120, R=90	0X0	20.5	0	1.15	0
MAZ 49/20			H=70,C=165, R=160	0X0	20.5	0	2.6	0
MAZ-04/16			H=40,C=120, R=110	0X0	16.5	0	1.35	0
SIC-03			H=197,C=60, R=0	60X8	25.5	0	0.78	20

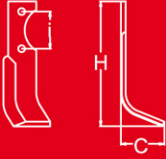
















REFERENCIA	MODELO DE MÁQUINA		DIMENSIONES	PLETINA	AGUJEROS	DIST. INTEREJES	PESO	UD./CAJA
REFERENCE	MACHINE MODEL		DIMENSIONS	FLAT	HOLES	DIST. BETW. AXIS	WEIGHT	UN./BOX
RÉFÉRENCE	MODÈLE DE MACHINE		DIMENSIONS	PLAT	TROUS	ENTRAXE	POIDS	UN./CAISSE
			mm.	mm.	Ø mm.		kg.	Nº

AGRIMASTER

AGM-13	RMU-K8		H=145,C=50, R=0	60X10	25.5	0	0.73	20
FEL-33	RECTA		H=140,C=0, R=0	60X8	25.5	0	0.5	20
MAZ-66/14	MAZ-66/14		H=47,C=85, R=100	0X0	14.5	0	0.81	1
MAZ-15/25	MAZ-15/25		H=30,C=120, R=126	0X0	25.5	0	0.95	1
MAZ-118	MAZ-118		H=44,C=60, R=70	0X0	25.5	0	0.8	1
AGM-10	KP-KL 3000548		H=40,C=100, R=100	40X8	20.5	0	0.5	20
AGM-39	EXPERT		H=120,C=0, R=0	40X10	14.5	0	0.3	20
CAQ-01	CASQUILLO 40		H=25.4,C=40, R=0	0X0	16.5	0	0.083	10
CAQ-02	CASQUILLO 20		H=25.4,C=20, R=0	0X0	16.5	0	0.044	10
MAZ-102/30	AW AWP		H=60,C=70, R=80	0X0	30.5	0	1.7	1
AGM-21	AGRIMASTER		H=80,C=26, R=0	35X5	14.5	0	0.109	20
AGM-08	3007853		H=111,C=0, R=0	40X8	20.5	0	0.29	20
AGM-01	3000106		H=150,C=55, R=0	60X10	25.5	0	0.68	20



REFERENCIA REFERENCE RÉFÉRENCE	MODELO DE MÁQUINA MACHINE MODEL MODÈLE DE MACHINE		DIMENSIONES DIMENSIONS DIMENSIONS mm.	PLETINA FLAT PLAT mm.	AGUJEROS HOLES TROUS Ø mm.	DIST. INTEREJES DIST. BETW. AXIS ENTRAXE l mm.	PESO WEIGHT POIDS kg.	UD./CAJA UN./BOX UN./CAISSE Nº
AGM-04	3000 650		H=114,C=42, R=0	35X5	14.5	0	0.2	20
AGM-03	3000 323		H=115,C=51, R=0	40X8	20.5	0	0.285	20
AGM-02	3000 107		H=150,C=0, R=0	60X10	25.5	0	0.625	20
AGM-29			H=120,C=55, R=0	40X10	14.5	0	0.38	20
AGM-30			H=235,C=0, R=0	60X8	25.5	0	0.8	10
AGM-38			H=235,C=0, R=0	60X8	25.5	0	0.8	10
ENX-03			H=140,C=60, R=0	60X10	25.5	0	0.63	20
FEL-02			H=238,C=70, R=0	60X8	25.5	0	0.8	20
FEL-04			H=140,C=60, R=0	60X8	25.5	0	0.54	20
FEL-13			H=80,C=45, R=0	40X8	33x16	0	0.19	100
MAZ 10/20			H=55,C=150, R=100	0X0	20.5	0	1.65	0
MAZ 15/25			H=30,C=120, R=126	0X0	25.5	0	1.03	0
MAZ 37/14			H=40,C=85, R=100	0X0	14.5	0	0.7	0



REFERENCIA REFERENCE RÉFÉRENCE	MODELO DE MÁQUINA MACHINE MODEL MODÈLE DE MACHINE		DIMENSIONES DIMENSIONS DIMENSIONS mm.	PLETINA FLAT PLAT mm.	AGUJEROS HOLES TROUS Ø mm.	DIST. INTEREJES DIST. BETW. AXIS ENTRAXE l mm.	PESO WEIGHT POIDS kg.	UD./CAJA UN./BOX UN./CAISSE Nº
MAZ 37/16			H=40,C=85, R=100	0X0	16.5	0	0.7	0
MAZ-26/25			H=51.5,C=115, R=175	0X0	25.5	0	1.7	1
MAZ-37/20			H=40,C=85, R=96	0X0	20.5	0	0.7	0
MAZ-64/20			H=40,C=100, R=100	0X0	20.5	0	0.65	1
SM-01			H=82,C=35, R=0	40X5	27X14	0	0.14	20
SOV-19			H=73,C=70, R=0	70X3	25X14	0	0.16	20

AGROVIL

AGV-01	FRC/FRE FR		H=200,C=135, R=0	80X7	12.5	57	1.075	20
AGV-02	FM/FMR		H=195,C=135, R=0	75X6	12.5	57	0.822	20
H-5/8	FC		H=170,C=145, R=0	80X10	16.5	51	1.43	10
MAZ 10/20	-		H=55,C=150, R=100	0X0	20.5	0	1.65	0
MAZ 37/14	-		H=40,C=85, R=100	0X0	14.5	0	0.7	0
MAZ 08/20			H=40,C=120, R=90	0X0	20.5	0	1.15	0
SOP-04-E			H=50,C=18, R=32	50X18	20.5	0	0.41	0






REFERENCIA REFERENCE RÉFÉRENCE	MODELO DE MÁQUINA MACHINE MODEL MODÈLE DE MACHINE		DIMENSIONES DIMENSIONS DIMENSIONS mm.	PLETINA FLAT PLAT mm.	AGUJEROS HOLES TROUS Ø mm.	DIST. INTEREJES DIST. BETW. AXIS ENTRAXE 1 mm.	PESO WEIGHT POIDS kg.	UD./CAJA UN./BOX UN./CAISSE Nº
--------------------------------------	---	---	--	--------------------------------	-------------------------------------	---	--------------------------------	---

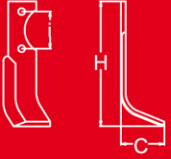














ALFA


GAN-01	GANCHO		H=205,C=36, R=0	35X6	10.5 COLISO	69	0.34	25
178-CH	1145-1146		H=212,C=72, R=0	40X5	10.5 COLISO	66-72	0.34	50
100 (40X6)			H=221,C=82, R=0	40X6	10.5 COLISO	66-73	0.446	40
198-ALFE			H=143,C=90, R=0	50X6	10.5	25	0.4	30
253-B			H=260,C=102, R=0	50X7	12.5	90	0.73	15
38			H=220,C=75, R=0	35X6	10.5 COLISO	66-72	0.385	50
38-A			H=212,C=90, R=0	40X5	10.5 COLISO	66-72	0.37	50

ALPEGO

ALP-13	ROTOPIK KP D04866/67		H=340,C=42, R=0	50X12	14.5	130	1.43	10
ALP-12	ROTOPIK D04864/65		H=370,C=52, R=0	60X15	16.5	150	2.6	10
ALP-11	LE 2 D01398/99		H=365,C=43, R=0	70X10	16.5	150	1.82	20
ALP-09	LD-LM-LP D0543/544		H=325,C=45, R=0	60X10	14.5	130	1.37	20
MAS-03	FPA D01590/3		H=225,C=142, R=0	80X8	14.5	56	1.325	15



REFERENCIA REFERENCE RÉFÉRENCE	MODELO DE MÁQUINA MACHINE MODEL MODÈLE DE MACHINE		DIMENSIONES DIMENSIONS DIMENSIONS mm.	PLETINA FLAT PLAT mm.	AGUJEROS HOLES TROUS Ø mm.	DIST. INTEREJES DIST. BETW. AXIS ENTRAXE 	PESO WEIGHT POIDS kg.	UD./CAJA UN./BOX UN./CAISSE Nº
ALP-07	FP Tipo C		H=200,C=132, R=0	80X8	14.5	57	1.073	15
ALP-08	FH TIPO L REFORZADA		H=194,C=138, R=0	80X10	14.5	57	1.42	15
ALP-06	FH Tipo L D04579/7		H=175,C=135, R=0	80X8	14.5	57	1.2	15
ALP-01	FH Tipo L D02370/2		H=205,C=143, R=0	100X10	16.5	75	2.02	15
ALP-02	FH Tipo C D03360/2		H=200,C=140, R=0	100X10	16.5	75	1.67	15
ALP-20	D07400/1		H=310,C=0, R=0	110X18	16.5	60	3.57	5
ALP-21	D06700/1		H=305,C=0, R=0	100X14	16.5	60	2.5	5
ALP-05	D03000/1		H=300,C=0, R=0	110X15	16.5	60	2.7	15
PEG-17	D01310/11		H=430,C=45, R=0	70X18	12.5	66	4.17	5
ALP-04	D01270/71		H=300,C=0, R=0	100X12	16.5	60	1.96	10
MAS-39	D 04100		H=210,C=150, R=0	90X10	16.5	56	1.9	10
ALP-14	ALP-14		H=175,C=148, R=0	80X8	14.5	57	1.22	15
ALP-25	05650/51		H=312,C=0, R=0	100X15	23	0	2.5	5

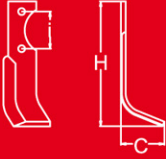




REFERENCIA REFERENCE RÉFÉRENCE	MODELO DE MÁQUINA MACHINE MODEL MODÈLE DE MACHINE		DIMENSIONES DIMENSIONS DIMENSIONS mm.	PLETINA FLAT PLAT mm.	AGUJEROS HOLES TROUS Ø mm.	DIST. INTEREJES DIST. BETW. AXIS ENTRAXE l mm.	PESO WEIGHT POIDS kg.	UD./CAJA UN./BOX UN./CAISSE Nº
ALP-03			H=325,C=0, R=0	100X15	16.5	60	2.8	5
ALP-22			H=325,C=0, R=0	100X14	16.5	60	2.75	5
DER-52			H=300,C=0, R=0	100X12	16.5	60	2	5
MAZ-04/18			H=40,C=120, R=110	0X0	18.5	0	1.35	1
MAZ-06/18			H=40,C=137, R=95	0X0	18.5	0	1.6	1
MAZ-26/25			H=51.5,C=115, R=175	0X0	25.5	0	1.7	1


AMAZONE

AMA-07	CULTIMIX LARGA 961495/6		H=330,C=130, R=0	120X15	18.5	0	3.66	1
AMA-06	CULTIMIX 962337/8		H=330,C=120, R=0	120X15	18.5	0	3.8	1
AME-04	954426RH 954427LH		H=295,C=150, R=0	60X18	18.5	0	2.7	5
AME-01	951011RH 951012LH		H=295,C=102, R=0	60X15	18.5	0	2.2	5
AME-02	950788RH 950789LH		H=295,C=150, R=0	60X15	18.5	0	2.3	5
DER-115	6807400RH 6808400LH		H=330,C=110, R=0	130X12	16.5	75	2.7	5
DER-03	6802400RH 6804400LH		H=345,C=110, R=0	120X12	16.5	75	2.55	5



REFERENCIA REFERENCE RÉFÉRENCE	MODELO DE MÁQUINA MACHINE MODEL MODÈLE DE MACHINE		DIMENSIONES DIMENSIONS DIMENSIONS mm.	PLETINA FLAT PLAT mm.	AGUJEROS HOLES TROUS Ø mm.	DIST. INTEREJES DIST. BETW. AXIS ENTRAXE 1 mm.	PESO WEIGHT POIDS kg.	UD./CAJA UN./BOX UN./CAISSE Nº
AME-03	6574300RH 6575300LH		H=350,C=110, R=0	120X15	18.5	0	3	5
MAZ-06/18			H=40,C=137, R=95	0X0	18.5	0	1.6	1

ATILA

MAZ-85/22	ATILA		H=70,C=157, R=105	0X0	22.5	0	2.28	0
-----------	-------	---	-------------------	-----	------	---	------	---

B

	*		H=0,C=0, R=0	0X0	0	-0	0	0
--	---	--	--------------	-----	---	----	---	---














BADALINI

BAD-05	MA 5034		H=130,C=50, R=0	45X6	10.5	30	0.3	30
BAD-11	F/777		H=138,C=55, R=0	50X6	10.5	30	0.36	30
BAD-03	EC 2-3 3226		H=193,C=140, R=0	70X7	12.5	54	0.82	25
BRE-13	8243		H=133,C=60, R=0	50X6	10.5	35	0.305	25
BAD-30	6401A		H=220,C=75, R=0	70X10	16.5	50	1.1	15
603	6401		H=242,C=0, R=0	50X12	16.5	50	1.05	15
BAD-10			H=165,C=61, R=0	60X6	12.5	40	0.5	30
PEG-17			H=435,C=44, R=0	70X18	13.25	66	4.2	5

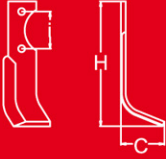



REFERENCIA	MODELO DE MÁQUINA		DIMENSIONES	PLETINA	AGUJEROS	DIST. INTEREJES	PESO	UD./CAJA
REFERENCE	MACHINE MODEL		DIMENSIONS	FLAT	HOLES	DIST. BETW. AXIS	WEIGHT	UN./BOX
RÉFÉRENCE	MODÈLE DE MACHINE		DIMENSIONS	PLAT	TROUS	ENTRAXE	POIDS	UN./CAISSE
			mm.	mm.	Ø mm.	 l mm.	kg.	Nº




BARBIERI

BAR-05	RLY1 MTZ 4 LASER		H=174,C=52, R=0	30X5	8.5	68	0.22	20
BAR-24	RLF1 S. 1500		H=223,C=65, R=0	50X6	10.5	76	0.58	20
BAR-04	RLF1		H=188,C=63, R=0	50X6	10.5	38	0.47	20
BAR-19	RLC3CONDOR		H=222,C=64, R=0	40X6	10.5	76	0.42	20
BAR-17	RLC1 CONDOR		H=227,C=70, R=0	40X6	10.5	76	0.42	20
BEN-11	RLA1 AIRONE		H=183,C=60, R=0	35X5	8.5	68	0.26	20
BAR-21	RL A3 AIRONE		H=202,C=63, R=0	35X5	8.5	68	0.27	20
GOL-29	MCG/18 PANTERA		H=176,C=104, R=0	60X6	10.5	42	0.63	30
R-22	MCG/14 S. 1400		H=186,C=80, R=0	45X5	10.5 COLISO	30-36	0.395	35
R-21	MCG/10 PIONEER S.1200		H=196,C=72, R=0	50X5	10.5	79-80	0.435	30
BAR-01	FB-1600		H=200,C=80, R=0	40X6	10.5	76	0.38	20
BEN-32	CORTINA		H=195,C=60, R=0	40X6	8.5	68	0.33	40
BAR-40	Barbieri		H=200,C=97, R=0	60X6	10.5	76	0	20



REFERENCIA	MODELO DE MÁQUINA		DIMENSIONES	PLETINA	AGUJEROS	DIST. INTEREJES	PESO	UD./CAJA
REFERENCE	MACHINE MODEL		DIMENSIONS	FLAT	HOLES	DIST. BETW. AXIS	WEIGHT	UN./BOX
RÉFÉRENCE	MODÈLE DE MACHINE		DIMENSIONS	PLAT	TROUS	ENTRAXE	POIDS	UN./CAISSE
			mm.	mm.	Ø mm.		kg.	Nº

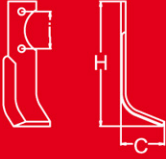



BASELIER

AGT-01-R	soldadura tungsteno		H=380,C=100, R=0	50X12	14.5	100	1.6	15
BAS-01			H=360,C=150, R=0	50X12	14.5	100	2	10
BSL-01			H=355,C=150, R=0	40X10	12.5	79-80	1.15	15

BCS

BCS-13	FRESA 20 59275/76		H=193,C=58, R=0	30X6	8.5 COLISO	55	0.27	50
SOV-19	ESPATULA		H=0,C=70, R=73	70X3	25x14	0	0.16	10
BCS-10	745T SICILIA		H=173,C=74, R=0	60X7	12.5	46	0.65	20
BCS-06	735 705 PATERNO		H=122,C=50, R=0	40X6	10.5	26	0.22	50
BCS-07	715T AMERICA		H=185,C=85, R=0	30X5	8.5	55	0.24	20
GRI-01	705 STANDARD		H=190,C=72, R=0	30X6	10.5	66	0.29	20
BCS-08	705		H=148,C=74, R=0	50X6	10.5	40	0.38	30
CAR-03	6809007RH 6809008LH		H=187,C=70, R=0	35X0	8.5 COLISO	55	0.317	50
BCS-11	49707/8		H=181,C=72, R=0	60X8	12.5	46	0.55	20



REFERENCIA REFERENCE RÉFÉRENCE	MODELO DE MÁQUINA MACHINE MODEL MODÈLE DE MACHINE		DIMENSIONES DIMENSIONS DIMENSIONS mm.	PLETINA FLAT PLAT mm.	AGUJEROS HOLES TROUS Ø mm.	DIST. INTEREJES DIST. BETW. AXIS ENTRAXE l mm.	PESO WEIGHT POIDS kg.	UD./CAJA UN./BOX UN./CAISSE Nº
BCS-12	48460/61		H=130,C=56, R=0	50X7	10.5	27	0.31	20
BCS-04	48425/26		H=115,C=56, R=0	40X6	10.5	27	0.28	50
BCS-01	43431/32		H=175,C=52, R=0	30X5	8.5	55	0.206	50

BECCHIO

BEM-05	RECTA		H=115,C=0, R=0	40X15	16.5	0	0.45	1
OMA-05	OMA-05		H=0,C=0, R=170	100X8	25.5	-0	1.4	1
CAQ-02	CASQUILLO 20		H=25.4,C=20, R=0	0X0	16.5	0	0.044	10
CAQ-01	CAQUILLO 40		H=25.4,C=40, R=0	0X0	16.5	0	0.084	10
PEG-35	9119		H=204,C=50, R=0	60X8	25.5	0	0.75	20
PEG-36	9118		H=204,C=0, R=0	60X8	25.5	0	0.7	1
BEM-04			H=112,C=50, R=0	40X12	16.5	0	0.45	1
ENX-03			H=140,C=60, R=0	60X10	25.5	0	0.63	20
FEL-04			H=140,C=60, R=0	60X8	25.5	0	0.54	20
FEL-15			H=103,C=45, R=0	40X8	33x16	0	0.24	100











REFERENCIA REFERENCE RÉFÉRENCE	MODELO DE MÁQUINA MACHINE MODEL MODÈLE DE MACHINE	 	DIMENSIONES DIMENSIONS DIMENSIONS mm.	PLETINA FLAT PLAT mm.	AGUJEROS HOLES TROUS Ø mm.	DIST. INTEREJES DIST. BETW. AXIS ENTRAXE l mm.	PESO WEIGHT POIDS kg.	UD./CAJA UN./BOX UN./CAISSE Nº
FEI-33		 	H=140,C=0, R=0	60X8	25.5	0	0.5	20
FEI-49		 	H=104,C=0, R=0	40X6	33X16	0	0.213	100
MAZ 08-19		 	H=40,C=120, R=90	0X0	19.5	0	1.15	0
MAZ 08/16		 	H=40,C=120, R=90	0X0	16.5	0	1.15	0
MAZ-04/16		 	H=40,C=120, R=110	0X0	16.5	0	1.35	0
MAZ-04/19		 	H=40,C=120, R=110	0X0	19.5	0	1.35	0
NOB-05		 	H=200,C=55, R=0	60X10	25.5	0	0.93	1




BEFCO

	*		H=0,C=0, R=0	0X0	0	-0	0	0
--	---	--	--------------	-----	---	----	---	---

BELAFER


FEI-31	GRILLETE	 	H=65,C=48, R=0	0X0	11.75	0	0.13	10
135-E	FR	 	H=200,C=135, R=0	80X7	13.25	57	1.09	20
11-E	FL	 	H=164,C=123, R=0	60X6	13.25	35	0.58	25
FEI-15	COLISO	 	H=103,C=45, R=0	40X8	33x16	0	0.24	100
































REFERENCIA REFERENCE RÉFÉRENCE	MODELO DE MÁQUINA MACHINE MODEL MODÈLE DE MACHINE	 	DIMENSIONES DIMENSIONS DIMENSIONS mm.	PLETINA FLAT PLAT mm.	AGUJEROS HOLES TROUS Ø mm.	DIST. INTEREJES DIST. BETW. AXIS ENTRAXE 	PESO WEIGHT POIDS kg.	UD./CAJA UN./BOX UN./CAISSE Nº
FEI-04-29	BELAFER	 	H=140,C=60, R=0	60X8	29	0	0.54	20
AGT-10		 	H=195,C=135, R=0	100X10	16.5	75	1.87	10
MAZ-01		 	H=90,C=150, R=110	0X0	20.5	0	2.95	1
MAZ-900023		 	H=60,C=70, R=80	0X0	30.5	0	1.74	1
ROU-08		 	H=100,C=40, R=0	45X9	38X16	0	0.219	20























BENASSI

BEN-33	Z4-BL-75-85	 	H=195,C=60, R=0	40X6	8.5	68	0.33	20
BEN-32	Z3-BL-75-85	 	H=195,C=60, R=0	40X6	8.5	68	0.33	20
32108	Si300/Z3-BL75	 	H=204,C=62, R=0	45X5	8.5 COLISO	65-73	0.375	35
BEN-40	S308	 	H=198,C=73, R=0	40X6	10.5	67	0.41	20
BEN-31	S300 (18-7)	 	H=208,C=60, R=0	45X6	10.5	68	0.5	20
BEN-30	S300 (18-6)	 	H=205,C=60, R=0	45X6	10.5	68	0.47	20
BEN-34	S300	 	H=205,C=70, R=0	45X6	10.5	68	0.49	20
BEN-21	RT8/AN	 	H=185,C=60, R=0	30X5	8.5 COLISO	68	0.25	20









REFERENCIA REFERENCE RÉFÉRENCE	MODELO DE MÁQUINA MACHINE MODEL MODÈLE DE MACHINE	 	DIMENSIONES DIMENSIONS DIMENSIONS mm.	PLETINA FLAT PLAT mm.	AGUJEROS HOLES TROUS Ø mm.	DIST. INTEREJES DIST. BETW. AXIS ENTRAXE 	PESO WEIGHT POIDS kg.	UD./CAJA UN./BOX UN./CAISSE Nº
264-L	RT-10	 	H=165,C=52, R=0	30X5	8.5	67	0.19	50
BEN-16	RL-95/12	 	H=235,C=70, R=0	50X6	10.5	80	0.56	20
BEN-35	RL-95/12	 	H=238,C=62, R=0	50X6	10.5	80	0.56	20
BEN-39	RL-95	 	H=237,C=70, R=0	45X6	10.5	80	0.52	20
BEN-15	RL-75	 	H=197,C=60, R=0	35X5	8.5	68	0.27	20
BEN-11	RL-50/12	 	H=183,C=60, R=0	35X5	8.5	68	0.26	20
BEN-27	RL-303-304-328	 	H=210,C=60, R=0	40X5	10.5	68	0.37	20
BEN-26	RL-303-304	 	H=207,C=60, R=0	40X5	10.5	68	0.34	20
BEN-04	RL 308 - BL100	 	H=217,C=70, R=0	40X6	10.5	68	0.45	20
GAN-01	GANCHO	 	H=205,C=36, R=0	35X6	10.5 COLISO	69	0.34	25
SEP-20	BL-90	 	H=217,C=70, R=0	40X5	10.5	70	0.35	20
38	AL-75/3/9	 	H=220,C=75, R=0	35X6	10.5 COLISO	66-72	0.38	50
100 (35X6)		 	H=221,C=90, R=0	35X6	10.5 COLISO	66-72	0.4	40

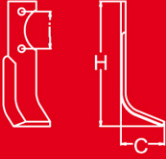















REFERENCIA REFERENCE RÉFÉRENCE	MODELO DE MÁQUINA MACHINE MODEL MODÈLE DE MACHINE	 	DIMENSIONES DIMENSIONS DIMENSIONS mm.	PLETINA FLAT PLAT mm.	AGUJEROS HOLES TROUS Ø mm.	DIST. INTEREJES DIST. BETW. AXIS ENTRAXE  mm.	PESO WEIGHT POIDS kg.	UD./CAJA UN./BOX UN./CAISSE Nº
100 (40X6)		 	H=221,C=82, R=0	40X6	10.5 COLISO	66-73	0.446	40
197-R		 	H=195,C=58, R=0	35X6	8.5	67	0.33	50
25-C		 	H=195,C=59, R=0	30X5	8.5 COLISO	65-73	0.24	50
321010		 	H=204,C=62, R=0	45X5	10.5 COLISO	66-73	0.375	35
321Ø10		 	H=204,C=62, R=0	45X5	10.5 COLISO	65	0.375	35
38-E		 	H=210,C=75, R=0	35X6	10.5 COLISO	66-72	0.358	50
BEN-10		 	H=223,C=73, R=0	40X5	10.5	70	0.375	40
BEN-101		 	H=190,C=75, R=0	35X6	10.5	70	0.33	50
BEN-42		 	H=193,C=73, R=0	30X5	8.5	67	0.205	20
BEN-43		 	H=187,C=77, R=0	35X6	10.5	69	0.35	50

BERTI

BRT-04	Y	 	H=198,C=52, R=0	60X10	28.5	0	0.95	20
BRT-13	TSB L	 	H=198,C=70, R=0	60X8	28.5	0	0.75	20
MAZ-86/14	interfilare	 	H=10,C=62, R=67	0X0	14.5	0	0.15	1















REFERENCIA REFERENCE RÉFÉRENCE	MODELO DE MÁQUINA MACHINE MODEL MODÈLE DE MACHINE		DIMENSIONES DIMENSIONS DIMENSIONS mm.	PLETINA FLAT PLAT mm.	AGUJEROS HOLES TROUS Ø mm.	DIST. INTEREJES DIST. BETW. AXIS ENTRAXE l mm.	PESO WEIGHT POIDS kg.	UD./CAJA UN./BOX UN./CAISSE Nº
BRT-14	EKR RECTO		H=113,C=0, R=0	50X8	25.5	0	0.36	20
BRT-07	EKR		H=113,C=70, R=0	50X8	25.5	0	0.4	20
CAQ-04	CASQUILLO 40		H=28,C=40, R=0	0X0	20.5	0	0.09	10
BRT-01			H=195,C=53, R=0	60X8	28.5	0	0.7	10
BRT-03			H=195,C=0, R=0	60X8	28.5	0	0.66	10
BRT-06			H=205,C=50, R=0	60X8	28.5	0	0.73	10
BRT-08			H=0,C=0, R=160	25X6	28.5	0	0.29	20
MAL-24			H=82,C=35, R=0	40X5	27X13	0	0.12	20
MAZ 06/16			H=40,C=137, R=95	0X0	16.5	0	1.6	0
MAZ-30/16			H=40,C=140, R=100	0X0	16.5	0	1.22	1
MAZ-58/20			H=86,C=138, R=99	0X0	20.5	0	2.3	1
MAZ-83/31			H=80,C=70, R=85	0X0	30.5	0	1.9	1
MAZ-84/19			H=52,C=136, R=93	0X0	19.5	0	1.88	1

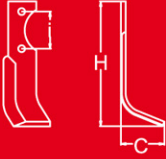







REFERENCIA REFERENCE RÉFÉRENCE	MODELO DE MÁQUINA MACHINE MODEL MODÈLE DE MACHINE		DIMENSIONES DIMENSIONS DIMENSIONS mm.	PLETINA FLAT PLAT mm.	AGUJEROS HOLES TROUS Ø mm.	DIST. INTEREJES DIST. BETW. AXIS ENTRAXE l mm.	PESO WEIGHT POIDS kg.	UD./CAJA UN./BOX UN./CAISSE Nº
MAZ-91/16			H=40,C=138, R=95	0X0	16.5	0	1.8	1

BERTOLINI

GRI-01	S305HP		H=190,C=72, R=0	30X6	10.5	66	0.29	50
253-B	S.320		H=260,C=102, R=0	50X7	12.5	90	0.73	15
BER-09	S.318-16812 16812/3		H=145,C=70, R=0	45X6	10.5	28	0.35	20
198-ALFE	S.315 13014DX/130155X		H=143,C=90, R=0	50X6	10.5	25	0.4	30
BER-16	S.315 13014/5		H=145,C=90, R=0	50X6	10.5	28	0.42	20
253-A	S.310		H=226,C=80, R=0	50X6	10.5	79	0.575	15
BER-21	S.307 01353362/3262		H=185,C=75, R=0	30X6	8.5	81	0.32	20
BER-22	S.306 15517/18		H=170,C=72, R=0	30X6	8.5	56	0.27	20
BER-11	S.300 671013/14		H=220,C=75, R=0	30X6	8.5	81	0.35	20
BER-04	BM10 E310 101909		H=215,C=68, R=0	35X8	10.5	58	0.42	20
NIB-15	401		H=170,C=52, R=0	25X5	8.5	58	0.18	50
EUR-01	2011202E		H=200,C=55, R=0	30X5	8.5	65	0.24	50



REFERENCIA REFERENCE RÉFÉRENCE	MODELO DE MÁQUINA MACHINE MODEL MODÈLE DE MACHINE		DIMENSIONES DIMENSIONS DIMENSIONS mm.	PLETINA FLAT PLAT mm.	AGUJEROS HOLES TROUS Ø mm.	DIST. INTEREJES DIST. BETW. AXIS ENTRAXE l mm.	PESO WEIGHT POIDS kg.	UD./CAJA UN./BOX UN./CAISSE Nº
BCS-13	156021/3		H=193,C=58, R=0	30X6	8.5 COLISO	55	0.27	50
BER-15	12522/3		H=245,C=80, R=0	50X6	12.5	90	0.57	20
BER-18	12031		H=255,C=102, R=0	50X7	12.5	90	0.75	20
131-E			H=168,C=98, R=0	50X7	12.5	42	0.54	25
BER-25			H=196,C=68, R=0	35X6	8.5 COLISO	55	0.34	50
BRE-26			H=235,C=146, R=0	80X8	13.25	57	1.42	15

BIG BEE

*			H=0,C=0, R=0	0X0	0	-0	0	0
---	--	--	--------------	-----	---	----	---	---





BOMFORD

MAZ-57/25	MAZ-57/25		H=38,C=60, R=135	0X0	25.5	0	0.9	1
BOM-03	MARTILLO		H=13,C=39, R=75	0X0	16x32	0	0.44	5
BOM-04	GRILLETE		H=60,C=47, R=0	0X0	16.5	0	0.15	10
BOM-04-15	GRILLETE		H=59,C=49, R=0	0X0	15.5	0	0.15	10
ORS-09	GRILLETE		H=72,C=49, R=0	0X0	16.5	0	0.14	10



REFERENCIA REFERENCE RÉFÉRENCE	MODELO DE MÁQUINA MACHINE MODEL MODÈLE DE MACHINE	 	DIMENSIONES DIMENSIONS DIMENSIONS mm.	PLETINA FLAT PLAT mm.	AGUJEROS HOLES TROUS Ø mm.	DIST. INTEREJES DIST. BETW. AXIS ENTRAXE 	PESO WEIGHT POIDS kg.	UD./CAJA UN./BOX UN./CAISSE Nº
SM-01	D2 GREEN SHARK	 	H=82,C=35, R=0	40X5	27X14	0	0.14	50
ROU-03	7190177	 	H=100,C=40, R=0	45X9	38x16	0	0.25	100
ROU-02	7111022	 	H=100,C=38, R=0	40X5	27X14	0	0.15	50
BOM-02		 	H=45,C=55, R=118	0X0	20.5	0	0.85	10
BOM-56		 	H=88,C=0, R=0	40X10	30X16	0	0.18	10
EPO-02		 	H=122,C=37, R=0	40X10	39X14	0	0.34	20
MAZ 57/25		 	H=38,C=60, R=135	0X0	25.5	0	0.89	5
MAZ-53/19		 	H=80,C=70, R=65	0X0	19.5	0	0.715	10
MAZ-71		 	H=13,C=50, R=80	0X0	16x27	0	0.49	1
ROU-08		 	H=100,C=40, R=0	45X9	38x16	0	0.25	20
S.M-12		 	H=92,C=40, R=0	35X8	35X15	0	0.2	20

BONANZA


BON-03	tritadora	 	H=140,C=85, R=0	60X8	25.5	0	0.63	20
FEL-33	RECTA	 	H=140,C=0, R=0	60X8	25.5	0	0.5	20
































REFERENCIA REFERENCE RÉFÉRENCE	MODELO DE MÁQUINA MACHINE MODEL MODÈLE DE MACHINE		DIMENSIONES DIMENSIONS DIMENSIONS mm.	PLETINA FLAT PLAT mm.	AGUJEROS HOLES TROUS Ø mm.	DIST. INTEREJES DIST. BETW. AXIS ENTRAXE l mm.	PESO WEIGHT POIDS kg.	UD./CAJA UN./BOX UN./CAISSE Nº
CAQ-01	CASQUILLO 01		H=25.4, C=40, R=0	0X0	16.5	0	0.084	10
BON-01			H=173, C=132, R=0	75X6	13.25	57	0.858	20
MAZ 08/20			H=40, C=120, R=90	0X0	20.5	0	1.15	0
MAZ-04/16			H=40, C=120, R=110	0X0	16.5	0	1.35	0

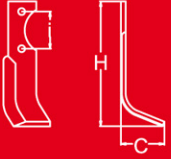













BREVIGLIERI

DBR-03	TB GR-1200 33054		H=285, C=0, R=0	45X14	13.25	55	1.2	5
BRE-21	T60/80/90		H=110, C=52, R=0	40X10	16.5	0	0.34	20
BRE-37	T0100031		H=182, C=52, R=0	60X10	25.5	0	0.86	15
BRE-06	T.51 RINF		H=300, C=0, R=0	100X15	16.5	60	2.4	5
DER-07	T.25.V		H=290, C=0, R=0	50X12	13.25	55	1	5
BRE-40	SUPER FAST E0100129		H=300, C=0, R=0	100X15	31.5	0	2.6	5
DER-27	SPIKE 01680		H=170, C=0, R=0	25X25	10.5	0	0.75	10
NOB-04	RECTA		H=204, C=0, R=0	60X10	25.5	0	0.85	10
BRE-15	MBE1847		H=130, C=55, R=0	50X6	10.5	35	0.32	30



REFERENCIA REFERENCE RÉFÉRENCE	MODELO DE MÁQUINA MACHINE MODEL MODÈLE DE MACHINE	 	DIMENSIONES DIMENSIONS DIMENSIONS mm.	PLETINA FLAT PLAT mm.	AGUJEROS HOLES TROUS Ø mm.	DIST. INTEREJES DIST. BETW. AXIS ENTRAXE  1 mm.	PESO WEIGHT POIDS kg.	UD./CAJA UN./BOX UN./CAISSE Nº
BRE-13	MBE-S/10021 8300043/44	 	H=133,C=60, R=0	50X6	10.5	35	0.325	50
BRE-02	M6	 	H=155,C=64, R=0	60X6	12.5	40	0.46	20
BRE-12	M21-1583 (EX/11076) 15219	 	H=184,C=50, R=0	30X6	8.5	70	0.28	20
MAL-24	FM/FH	 	H=78,C=38, R=0	40X5	28X13	0	0.13	20
HOW-04	E/CR/HI 3900/1	 	H=175,C=133, R=0	80X7	13.25	57	1	15
DER-93	DIENTE	 	H=350,C=0, R=0	60X12	13.25	65	1.5	5
BRE-17	COLTELLO Y	 	H=210,C=60, R=0	60X8	25.5	0	0.8	10
CEL-07	BR15/B2S/ B12-20322	 	H=200,C=135, R=0	80X7	14.5	57	1.075	20
MAS-25	b71V/ b101 V-60293 0071091	 	H=210,C=0, R=0	50X10	14.5	44	0.8	10
BRE-10	B4V/22BRE	 	H=260,C=110, R=0	90X8	14.5	77	1.35	10
CEL-09	B42 B120 / 0064811	 	H=186,C=137, R=0	80X8	14.5	57	1.12	15
MAL-03	B3/B4/B14-30412	 	H=190,C=115, R=0	80X8	14.5	46	1.18	10
MAL-01	B3/B14-30329	 	H=203,C=110, R=0	80X8	14.5	46	1.15	10












REFERENCIA REFERENCE RÉFÉRENCE	MODELO DE MÁQUINA MACHINE MODEL MODÈLE DE MACHINE		DIMENSIONES DIMENSIONS DIMENSIONS mm.	PLETINA FLAT PLAT mm.	AGUJEROS HOLES TROUS Ø mm.	DIST. INTEREJES DIST. BETW. AXIS ENTRAXE l mm.	PESO WEIGHT POIDS kg.	UD./CAJA UN./BOX UN./CAISSE Nº
BRE-22	B3 B14 003061		H=220,C=100, R=0	80X8	14.5	46	1.13	15
BRE-16	b200V-50175		H=210,C=0, R=0	60X10	16.5	44	0.9	10
BRE-09	B2/B12/BV2		H=200,C=120, R=0	80X7	12.5	57	1.02	10
HOW-03	B2/B12/ BV2-20302 0002061		H=205,C=125, R=0	80X7	13.25	57	1	15
BRE-14	B10/B20-105004 0030104		H=170,C=116, R=0	60X6	12.5	40	0.57	20
BRE-04	B1/B15/B/ BS-10303 830022/23		H=180,C=116, R=0	70X6	12.5	40	0.72	20
BRE-03	B1/B/BS/B30/ B40-10279 8300021/22		H=186,C=116, R=0	70X6	12.5	40	0.68	20
CEL-10	B 200/ 0064818		H=180,C=134, R=0	80X8	14.5	57	1.13	15
DER-100	88310		H=300,C=0, R=0	100X12	16.5	60	1.9	5
BRE-05	3050150 0066046		H=220,C=105, R=0	90X8	14.5	76	1.21	10
BRE-18	2079		H=125,C=55, R=0	40X10	16.5	0	0.36	10
BRE-25	017740		H=263,C=0, R=0	90X12	16.5	50	1.6	5
BRE-38	0088130 MEX FARMER		H=300,C=0, R=0	100X12	16.5	60	2	5

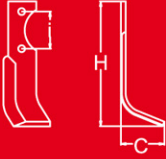















REFERENCIA REFERENCE RÉFÉRENCE	MODELO DE MÁQUINA MACHINE MODEL MODÈLE DE MACHINE		DIMENSIONES DIMENSIONS DIMENSIONS mm.	PLETINA FLAT PLAT mm.	AGUJEROS HOLES TROUS Ø mm.	DIST. INTEREJES DIST. BETW. AXIS ENTRAXE l mm.	PESO WEIGHT POIDS kg.	UD./CAJA UN./BOX UN./CAISSE Nº
BRE-39	0060184 EL-EM		H=300,C=0, R=0	100X15	16.5	60	2.3	5
135-E			H=200,C=135, R=0	80X7	13.25	57	1.09	20
BRE-20			H=200,C=0, R=0	60X10	25.5	0	0.84	20
MAZ-06/16			H=40,C=137, R=95	0X0	16.5	0	1.6	1

BRUMITAL

100 (40X6)	SICILIA		H=221,C=82, R=0	40X6	10.5 COLISO	66-73	0.446	40
BRU-39	SICILIA		H=220,C=70, R=0	50X6	10.5	70	0.5	30
BRU-30	ROTOFRESA-MULETTO		H=180,C=80, R=0	50X6	10.5	37.5	0.5	20
BRU-31	ROTOFRESA-MULETTO		H=165,C=80, R=0	50X6	10.5	37.5	0.45	20
BRU-32	ROTOFRESA-MULETTO		H=180,C=80, R=0	50X6	10.5	37.5	0.52	20
BRU-33	ROTOFRESA-MULETTO		H=165,C=80, R=0	50X6	10.5	37.5	0.47	20
BRU-21	PULCE		H=137,C=50, R=0	30X4	8.5	44	0.14	20
BRU-25	MAXI		H=198,C=70, R=0	35X6	8.5	60	0.35	20
BRU-27	MAXI		H=200,C=70, R=0	35X6	8.5	60	0.35	20





REFERENCIA REFERENCE RÉFÉRENCE	MODELO DE MÁQUINA MACHINE MODEL MODÈLE DE MACHINE		DIMENSIONES DIMENSIONS DIMENSIONS mm.	PLETINA FLAT PLAT mm.	AGUJEROS HOLES TROUS Ø mm.	DIST. INTEREJES DIST. BETW. AXIS ENTRAXE l mm.	PESO WEIGHT POIDS kg.	UD./CAJA UN./BOX UN./CAISSE Nº
BRU-22	KLEIN		H=188,C=64, R=0	30X6	8.5	60	0.27	20
GAN-01	GANCHO		H=205,C=36, R=0	35X6	10.5 COLISO	69	0.34	25
BRU-17	DS12 RECORD		H=218,C=77, R=0	45X6	10.5	70	0.47	20
BRU-13	DS10 INTERNA ARCO		H=205,C=62, R=0	40X6	8.5	70	0.39	40
BRU-09	DS10 (DIESEL)		H=220,C=70, R=0	40X6	8.5	70	0.4	20
100 (35X6)	DS10		H=221,C=90, R=0	35X6	10.5 COLISO	66-72	0.4	40
BRU-10	DS10		H=220,C=70, R=0	40X6	10.5	70	0.4	20
BRU-12	DS10		H=220,C=70, R=0	40X6	10.5	70	0.45	20
178-CH	DS 12 RECORD		H=221,C=72, R=0	40X5	10.5 COLISO	66-72	0.34	50
BRU-18	D512		H=203,C=70, R=0	45X6	10.5	70	0.43	40
BRU-20	D512		H=220,C=70, R=0	50X6	10.5	70	0.5	30
BRU-15	D510		H=205,C=62, R=0	40X6	8.5	70	0.41	40
100 (50X6)			H=221,C=82, R=0	50X6	10.5 COLISO	66-72	0.59	25



REFERENCIA REFERENCE RÉFÉRENCE	MODELO DE MÁQUINA MACHINE MODEL MODÈLE DE MACHINE	 	DIMENSIONES DIMENSIONS DIMENSIONS mm.	PLETINA FLAT PLAT mm.	AGUJEROS HOLES TROUS Ø mm.	DIST. INTEREJES DIST. BETW. AXIS ENTRAXE l mm.	PESO WEIGHT POIDS kg.	UD./CAJA UN./BOX UN./CAISSE Nº
BRU-01		 	H=220,C=60, R=0	35X6	8.5	70	0.35	20
BRU-03		 	H=215,C=60, R=0	35X6	8.5	70	0.37	20
BRU-04		 	H=215,C=60, R=0	35X6	10.5	70	0.37	20
BRU-19		 	H=213,C=73, R=0	45X5	10.5 COLISO	66-72	0.41	25

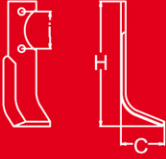
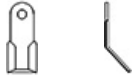
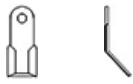


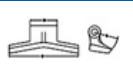

BUSHWACKER

BWA-01	T-180 4 used		H=686,C=0, R=0	102X13	35	0	0	5
BWA-02	T-180 2 used		H=686,C=0, R=0	102X13	35	0	0	5




CANCELA

AGM-03-R	RECTA	 	H=117,C=0, R=0	40X8	20.5	0	0.28	20
MAZ-51/28	MAZ-51/28	 	H=80,C=110, R=100	0X0	28.5	0	2.28	1
MAZ-50/28	MAZ-50/28	 	H=60,C=150, R=98	0X0	28.5	0	1.9	1
AGM-03		 	H=115,C=51, R=0	40X8	20.5	0	0.285	20
AGT-01-U		 	H=195,C=60, R=0	60X10	25.5	0	0.91	15
AGT-02-R		 	H=200,C=0, R=0	60X10	25.5	0	0.9	25






REFERENCIA REFERENCE RÉFÉRENCE	MODELO DE MÁQUINA MACHINE MODEL MODÈLE DE MACHINE		DIMENSIONES DIMENSIONS DIMENSIONS mm.	PLETINA FLAT PLAT mm.	AGUJEROS HOLES TROUS Ø mm.	DIST. INTEREJES DIST. BETW. AXIS ENTRAXE l mm.	PESO WEIGHT POIDS kg.	UD./CAJA UN./BOX UN./CAISSE Nº
ENX-03			H=140,C=60, R=0	60X10	25.5	0	0.63	20
FEL-04			H=140,C=60, R=0	60X8	25.5	0	0.54	20
FEL-33			H=140,C=0, R=0	60X8	25.5	0	0.5	20
MAZ 37/16			H=40,C=85, R=100	0X0	16.5	0	0.7	0
MAZ 65/20			H=85,C=220, R=75	0X0	20.5	0	2.55	0
MAZ-37/20			H=40,C=85, R=96	0X0	20.5	0	0.7	0







CANTARELO

101			H=222,C=115, R=0	60X7	13.25	0	0.89	20
207-ATC			H=195,C=112, R=0	80X7	13.25	57	1.015	15
HER-08			H=167,C=106, R=0	60X7	13.25	44	0.654	25


CARRARO

CAR-04	TIGRE		H=172,C=100, R=0	70X8	12.5	54	0.89	10
DER-109	GYROTILLER 155216/7		H=295,C=0, R=0	90X14	16.5	57	2.3	5
CAR-03	CARRARINO MINI 68090007/08		H=187,C=70, R=0	35X6	8.5 COLISO	55	0.317	50







REFERENCIA REFERENCE RÉFÉRENCE	MODELO DE MÁQUINA MACHINE MODEL MODÈLE DE MACHINE	 	DIMENSIONES DIMENSIONS DIMENSIONS mm.	PLETINA FLAT PLAT mm.	AGUJEROS HOLES TROUS Ø mm.	DIST. INTEREJES DIST. BETW. AXIS ENTRAXE 1 mm.	PESO WEIGHT POIDS kg.	UD./CAJA UN./BOX UN./CAISSE Nº
CAR-02	CARRARINO 6809002/06	 	H=180,C=83, R=0	50X6	12.5	45	0.46	20
BCS-13	59275RH / 59276LH	 	H=193,C=58, R=0	30X6	8.5 COLISO	55	0.27	50

CASORZO

CAS-09	VIGNETO LARGA	 	H=220,C=60, R=0	35X6	8.5	72	0.4	50
CAS-08	VIGNETO CU6	 	H=195,C=60, R=0	35X6	8.5	72	0.34	50
CAS-12	SU4 CU6T	 	H=200,C=70, R=0	50X6	10.5	72	0.4	40
CAS-10	PONY 20140/20134	 	H=194,C=80, R=0	30X6	8.5	72	0.3	50
CAS-03	NORMAL SU3-CU6	 	H=205,C=62, R=0	35X6	8.5	72	0.34	50
CAS-06	MERIDIONE SU4 VT	 	H=220,C=67, R=0	35X6	8.5	72	0.35	50
CAS-11	CU 125 ARCO ELIC.	 	H=195,C=52, R=0	30X6	8.5	72	0.3	50
CAS-13	91020832	 	H=205,C=72, R=0	45X5	8.5	72	0.35	50













CAVABÉ

CAV-64		 	H=176,C=135, R=0	70X6	13.25	42	0.725	25
FEI-04		 	H=140,C=60, R=0	60X8	25.5	0	0.54	0

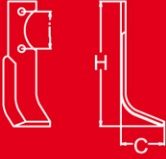

















REFERENCIA REFERENCE RÉFÉRENCE	MODELO DE MÁQUINA MACHINE MODEL MODÈLE DE MACHINE		DIMENSIONES DIMENSIONS DIMENSIONS mm.	PLETINA FLAT PLAT mm.	AGUJEROS HOLES TROUS Ø mm.	DIST. INTEREJES DIST. BETW. AXIS ENTRAXE l mm.	PESO WEIGHT POIDS kg.	UD./CAJA UN./BOX UN./CAISSE Nº
MAZ-04/16			H=40,C=120, R=110	0X0	16.5	0	1.35	0

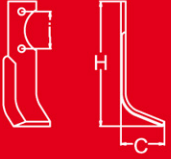













CELLI

CEL-21	TIPO CE 331576/7		H=180,C=136, R=0	70X7	14.5	50	0.9	15
CEL-39	RINFORZ 722562/3		H=183,C=139, R=0	80X10	16.5	57	1.45	10
CEL-38	RINFORZ 722560/1		H=185,C=140, R=0	80X10	16.5	57	1.5	10
CEL-41	RANGER 622718/9		H=285,C=0, R=0	90X15	16.5	50	2.13	5
CEL-03	QS		H=223,C=105, R=0	70X8	14.5	63	0.99	10
FMO-05	INTERFILAS ARCO		H=225,C=70, R=0	45X6	10.5	80	0.5	20
CEL-19	HP100 722547/8		H=180,C=134, R=0	80X10	14.5	57	1.55	10
CEL-31	HP 100 722557/8		H=195,C=134, R=0	80X10	14.5	57	1.5	10
CEL-37	GO 622732/3		H=260,C=0, R=0	90X10	16.5	50	1.28	5
CEL-09	GHP 100 722537/8		H=195,C=134, R=0	80X8	14.5	57	1.2	10
CEL-10	GHP 100 722533/4		H=180,C=134, R=0	80X8	14.5	57	1.23	10
CEL-24	FRANGOR PIONEER 4225384		H=180,C=0, R=0	30X30	11X16	0	1	10

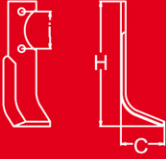







REFERENCIA REFERENCE RÉFÉRENCE	MODELO DE MÁQUINA MACHINE MODEL MODÈLE DE MACHINE		DIMENSIONES DIMENSIONS DIMENSIONS mm.	PLETINA FLAT PLAT mm.	AGUJEROS HOLES TROUS Ø mm.	DIST. INTEREJES DIST. BETW. AXIS ENTRAXE 	PESO WEIGHT POIDS kg.	UD./CAJA UN./BOX UN./CAISSE Nº
CEL-16	FRANGOR 422630/31		H=203,C=0, R=0	50X12	16.5	46	0.88	10
DER-12	ENERGY KR 622603		H=300,C=0, R=0	120X15	16.5	72	2.4	5
CEL-02	ELICA PESANTE		H=250,C=105, R=0	70X10	14.5	63	1.42	10
CEL-12	ELICA CORTA		H=260,C=110, R=0	70X8	14.5	63	1.13	10
CEL-11	ELIC. CORTA 422516/7		H=238,C=110, R=0	70X8	14.5	63	1.05	10
CEL-07	E/F/HV/HF 422512/3		H=200,C=135, R=0	80X7	14.5	57	1.075	20
CEL-08	E/F/HV/HF 422512/3		H=170,C=135, R=0	80X7	14.5	57	1.075	15
CEL-20	CE 331528/9		H=198,C=130, R=0	70X7	14.5	50	0.9	20
CEL-05	B HP 25/55 322518/9		H=195,C=134, R=0	80X6	14.5	57	0.82	10
CEL-06	B HP 25/55 322516/7		H=180,C=134, R=0	80X6	14.5	57	0.84	10
CEL-14	AL/BA/HBA/FBA 522602/3		H=174,C=110, R=0	60X6	12.5	44	0.61	20
CEL-13	AL/BA/HBA/FBA 522600/1		H=186,C=107, R=0	60X6	12.5	44	0.59	20
CEL-22	AG 531511/2		H=164,C=111, R=0	60X6	12.5	40	0.58	20






REFERENCIA REFERENCE RÉFÉRENCE	MODELO DE MÁQUINA MACHINE MODEL MODÈLE DE MACHINE		DIMENSIONES DIMENSIONS DIMENSIONS mm.	PLETINA FLAT PLAT mm.	AGUJEROS HOLES TROUS Ø mm.	DIST. INTEREJES DIST. BETW. AXIS ENTRAXE l mm.	PESO WEIGHT POIDS kg.	UD./CAJA UN./BOX UN./CAISSE Nº
CEL-18	A HP 20/35 522514/5		H=185,C=135, R=0	70X6	12.5	50	0.8	10
CEL-01	A HP 20/35		H=185,C=135, R=0	70X6	12.5	50	0.72	10
CEL-26	702612		H=120,C=0, R=0	50X10	16.5	0	0.43	20
CEL-25	702611		H=120,C=55, R=0	50X10	16.5	0	0.48	20
CEL-36	622614		H=330,C=0, R=0	110X18	16.5	72	3.02	5
CEL-05-E			H=195,C=140, R=0	80X6	14.5	57	0.93	15
CEL-09-E			H=200,C=137, R=0	80X8	14.5	57	1.13	15
CEL-15			H=195,C=148, R=0	80X8	14.5	57	1.19	15
CEL-29			H=115,C=0, R=0	40X8	16.5	0	0.32	50
CEL-55			H=185,C=135, R=0	90X10	14.5	56	1.456	10
DER-51			H=280,C=0, R=0	90X12	16.5	50	1.66	5
FLN-02			H=115,C=52, R=0	40X8	16.5	0	0.31	50
MAZ-25/16			H=153,C=70, R=90	0X0	16.5	0	1.76	1




REFERENCIA REFERENCE RÉFÉRENCE	MODELO DE MÁQUINA MACHINE MODEL MODÈLE DE MACHINE		DIMENSIONES DIMENSIONS DIMENSIONS mm.	PLETINA FLAT PLAT mm.	AGUJEROS HOLES TROUS Ø mm.	DIST. INTEREJES DIST. BETW. AXIS ENTRAXE 	PESO WEIGHT POIDS kg.	UD./CAJA UN./BOX UN./CAISSE Nº
MAZ-26/25			H=51.5,C=115, R=175	0X0	25.5	0	1.7	1
MAZ-298012			H=155,C=69, R=85	0X0	16.5	0	1.57	1
MAZ-30/16			H=40,C=140, R=100	0X0	16.5	0	1.22	1
PEG-35			H=204,C=50, R=0	60X8	25.5	0	0.75	20



COMAG

FEL-33	RECTA		H=140,C=0, R=0	60X8	25.5	0	0.5	20
FEL-04			H=140,C=60, R=0	60X8	25.5	0	0.54	20
MAZ 10/20			H=55,C=150, R=100	0X0	20.5	0	1.65	0


CONDOR

178-C	MOTOAZADA		H=210,C=70, R=0	40X5	8.5	70	0.34	50
-------	-----------	---	-----------------	------	-----	----	------	----

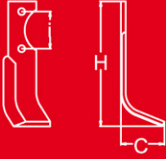






CORSICANA GRADER

COR-02	G & F		H=635,C=0, R=0	76X13	38	0	5.4	5
COR-01	C & D		H=635,C=0, R=0	76X9	38	0	4.1	5

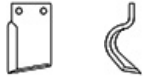

COSMA

COS-02	DS2		H=147,C=38, R=0	50X6	20.5	0	0.31	20
--------	-----	---	-----------------	------	------	---	------	----







REFERENCIA REFERENCE RÉFÉRENCE	MODELO DE MÁQUINA MACHINE MODEL MODÈLE DE MACHINE		DIMENSIONES DIMENSIONS DIMENSIONS mm.	PLETINA FLAT PLAT mm.	AGUJEROS HOLES TROUS Ø mm.	DIST. INTEREJES DIST. BETW. AXIS ENTRAXE l mm.	PESO WEIGHT POIDS kg.	UD./CAJA UN./BOX UN./CAISSE Nº
COS-03	DS 2		H=147,C=38, R=0	50X8	20.5	0	0.42	20
COS-01			H=300,C=0, R=0	100X12	40.5	0	2.65	5
COS-04			H=295,C=0, R=0	85X9	40.5	0	1.67	5
COS-05			H=160,C=0, R=0	40X10	20.5	0	0.45	10
FEI-15			H=103,C=45, R=0	40X8	33X16	0	0.243	50
MAZ-06/16			H=40,C=137, R=95	0X0	16.5	0	1.6	1









DAVIS

SDA-02	PESADO		H=125,C=68, R=0	90X8	16.5	50	0.77	10
SDA-01	LIGERO		H=108,C=44, R=0	70X6	10.5	25-41	0.35	10





















DONDI

DON-12	R ARCO / ELIC.		H=218,C=120, R=0	80X7	14.5	54	1.04	10
215	M DM		H=196,C=110, R=0	70X6	12.5	53.5	0.72	10
DON-06	F DCL F PER DCL ANG/ELIC.		H=200,C=100, R=0	70X6	12.5	40	0.73	10
DON-10	BA DFL ANGOLATA		H=150,C=55, R=0	60X6	12.5	31	0.47	20

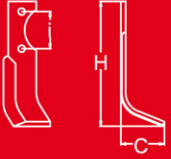

















REFERENCIA REFERENCE RÉFÉRENCE	MODELO DE MÁQUINA MACHINE MODEL MODÈLE DE MACHINE	 	DIMENSIONES DIMENSIONS DIMENSIONS mm.	PLETINA FLAT PLAT mm.	AGUJEROS HOLES TROUS Ø mm.	DIST. INTEREJES DIST. BETW. AXIS ENTRAXE 1 mm.	PESO WEIGHT POIDS kg.	UD./CAJA UN./BOX UN./CAISSE Nº
FES-01	B1/N ULTIMO TIPO B1 ARCO ELIC.	 	H=228,C=112, R=0	80X8	14.5	46	1.22	10
MAL-01	A/B	 	H=203,C=110, R=0	80X8	14.5	46	1.15	10
DON-07	0 DCM ARCO	 	H=200,C=100, R=0	70X7	12.5	40	0.82	25


ENGUIX

2	VM	 	H=180,C=138, R=0	80X7	13.25	57	1.13	15
108	VLM/VM	 	H=200,C=145, R=0	75X8	13.25	57	1.13	15
FEL-04	TR-125/230	 	H=140,C=60, R=0	60X8	25.5	0	0.54	20
172-C	T	 	H=170,C=85, R=0	50X6	10.5	35	0.455	30
172-M	T	 	H=167,C=90, R=0	55X6	12.5	35	0.493	30
FEL-33	RECTA	 	H=140,C=0, R=0	60X8	25.5	0	0.5	20
ENX-06	PSR/SRC TIPO L	 	H=180,C=150, R=0	80X10	16.5	57	1.34	10
ENX-04-C	PSR/SRC TIPO C	 	H=195,C=155, R=0	90X10	16.5	57	1.437	10
ENX-07	PSR/SRC TIPO C	 	H=195,C=155, R=0	80X10	16.5	57	1.27	10
ENX-04	PSR/SRC	 	H=185,C=145, R=0	90X10	16.5	57	1.73	10

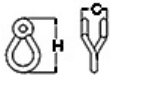




REFERENCIA REFERENCE RÉFÉRENCE	MODELO DE MÁQUINA MACHINE MODEL MODÈLE DE MACHINE		DIMENSIONES DIMENSIONS DIMENSIONS mm.	PLETINA FLAT PLAT mm.	AGUJEROS HOLES TROUS Ø mm.	DIST. INTEREJES DIST. BETW. AXIS ENTRAXE 	PESO WEIGHT POIDS kg.	UD./CAJA UN./BOX UN./CAISSE Nº
AGT-13-L	PSR SRC		H=187,C=148, R=0	85X9	16.5	57	1.437	15
2-CTF	PSR		H=180,C=138, R=0	80X7	13.25	57	1.06	15
MAZ-39/25	MAZ-39/2		H=30,C=120, R=110	0X0	25.5	0	1.1	1
MAZ-06/18	MARTILLO		H=40,C=137, R=95	0X0	18.5	0	1.6	1
ENX-13	LI-26 IZQUIERDA		H=136,C=70, R=0	60X10	25.5	0	0.63	15
ENX-12	LD-26 DERECHA		H=136,C=70, R=0	60X10	25.5	0	0.63	15
131-E	JSR/JRM		H=168,C=98, R=0	50X7	12.5	42	0.54	25
207-E	JSR		H=161,C=135, R=0	75X6	13.25	57	0.8	20
11-E	JRN/JRM		H=164,C=123, R=0	60X6	13.25	35	0.58	25
ENX-10	ENX-10		H=195,C=145, R=0	80X8	13.25	57	1.3	15
ENX-03-R	ENX-03-R		H=140,C=0, R=0	60X10	25.5	0	0.59	20
ENX-05	DOBLE FILO		H=143,C=60, R=0	100X8	13.25	57	1.55	5
135	DM/VM		H=194,C=138, R=0	80X7	13.25	57	0.99	20




REFERENCIA REFERENCE RÉFÉRENCE	MODELO DE MÁQUINA MACHINE MODEL MODÈLE DE MACHINE		DIMENSIONES DIMENSIONS DIMENSIONS mm.	PLETINA FLAT PLAT mm.	AGUJEROS HOLES TROUS Ø mm.	DIST. INTEREJES DIST. BETW. AXIS ENTRAXE 	PESO WEIGHT POIDS kg.	UD./CAJA UN./BOX UN./CAISSE Nº
107			H=200,C=145, R=0	80X7	13.25	57	1.13	15
2 (80X8)			H=180,C=138, R=0	80X8	13.25	57	1.32	15
ENX-03			H=140,C=60, R=0	60X10	25.5	0	0.65	10
ENX-09			H=183,C=150, R=0	80X8	16.5	57	1.32	15
MAZ 05/20			H=70,C=195, R=88	0X0	20.5	0	2	0
MAZ 08/16			H=40,C=120, R=90	0X0	16.5	0	1.15	0
MAZ-04/16			H=40,C=120, R=110	0X0	16.5	0	1.35	0
MAZ-04/18			H=40,C=120, R=110	0X0	18.5	0	1.35	0
MAZ-37/20			H=40,C=85, R=96	0X0	20.5	0	0.7	0


EPOKE

EPO-03	GRILLETE		H=63,C=48, R=0	0X0	11.75	0	0.15	10
EPO-02			H=122,C=37, R=0	40X10	39x14	0	0.34	20
IND-12			H=95,C=34, R=0	40X10	34x16	0	0.3	20

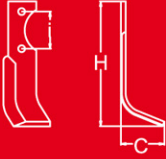






FALC

FAL-07	TERRAKING COLTELLO		H=233,C=55, R=0	60X12	14.5	45	1	10
--------	--------------------	---	-----------------	-------	------	----	---	----







REFERENCIA REFERENCE RÉFÉRENCE	MODELO DE MÁQUINA MACHINE MODEL MODÈLE DE MACHINE		DIMENSIONES DIMENSIONS DIMENSIONS mm.	PLETINA FLAT PLAT mm.	AGUJEROS HOLES TROUS Ø mm.	DIST. INTEREJES DIST. BETW. AXIS ENTRAXE 	PESO WEIGHT POIDS kg.	UD./CAJA UN./BOX UN./CAISSE Nº
FAL-55	SMART		H=310,C=133, R=0	100X15	18.5	0	2.67	1
DER-27	ROTOKING 240131		H=170,C=0, R=0	25X25	10.5	0	0.75	10
DER-47	PUMA 292002		H=134,C=0, R=0	60X12	12.5	44	1.5	10
FAL-54	MAGNUM		H=330,C=133, R=0	100X18	18.5	0	3.3	1
FAL-51	MAGNUM 540129/30		H=320,C=106, R=0	110X18	16.5	70	3.2	5
FAL-45	GRILLETE		H=73,C=49, R=0	0X0	14.5	0	0.23	10
FAL-49	FOX 511191/2		H=290,C=100, R=0	90X15	16.5	50	2	5
FAL-44	F.P.		H=98,C=38, R=0	40X12	36x16	0	0.42	10
CEL-07	E/F/HV/HF 422514/5		H=200,C=135, R=0	80X7	14.5	57	1.075	20
FAL-43	BIG MAGNUM 522036/7		H=300,C=110, R=0	110X15	16.5	70	2.77	5
FAL-35	BIG 522036/7		H=280,C=100, R=0	110X15	16.5	70	2.4	5
NOB-04	ALCE (RECTO)		H=204,C=0, R=0	60X10	25.5	0	0.85	10
NOB-05	ALCE 430151		H=196,C=55, R=0	60X10	25.5	0	0.95	10

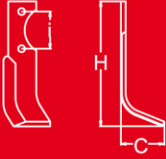




REFERENCIA REFERENCE RÉFÉRENCE	MODELO DE MÁQUINA MACHINE MODEL MODÈLE DE MACHINE		DIMENSIONES DIMENSIONS DIMENSIONS mm.	PLETINA FLAT PLAT mm.	AGUJEROS HOLES TROUS Ø mm.	DIST. INTEREJES DIST. BETW. AXIS ENTRAXE 	PESO WEIGHT POIDS kg.	UD./CAJA UN./BOX UN./CAISSE Nº
DER-51	512075/6		H=280,C=0, R=0	90X12	16.5	50	1.66	5
FAL-53	430853		H=0,C=0, R=140	35X8	25.5	0	0.49	10
FAL-01			H=54,C=100, R=180	0X0	25.5	0	2.2	1
FAL-08			H=205,C=145, R=0	105X8	16.5	75	1.65	10
MAZ-16/16			H=42,C=104, R=119	0X0	16.5	0	1.3	1
MAZ-40/25			H=54,C=105, R=98	0X0	25.5	0	1.45	1
MAZ-76/25			H=54,C=148, R=96	0X0	25.5	0	1.45	1
RAU-03			H=170,C=0, R=0	30X30	10.5	0	0.85	10


FERABOLI

FRB-02	TOP 2S		H=310,C=0, R=0	110X15	20.5	60	2.4	5
FRB-01	MASTER 2N		H=290,C=0, R=0	100X12	16.5	60	2.05	5
DER-99	FS 48011		H=305,C=0, R=0	106X15	20.5	60	2.95	5
DER-98	FN 48010		H=270,C=0, R=0	100X12	16.5	60	2	5
FRB-04	ATAQUE RAPIDO		H=318,C=0, R=0	110X16	12.5	0	3.39	5












REFERENCIA REFERENCE RÉFÉRENCE	MODELO DE MÁQUINA MACHINE MODEL MODÈLE DE MACHINE		DIMENSIONES DIMENSIONS DIMENSIONS mm.	PLETINA FLAT PLAT mm.	AGUJEROS HOLES TROUS Ø mm.	DIST. INTEREJES DIST. BETW. AXIS ENTRAXE 1 mm.	PESO WEIGHT POIDS kg.	UD./CAJA UN./BOX UN./CAISSE Nº
FRB-05	ATAQUE RÁPIDO		H=305,C=0, R=0	100X12	12.5	0	2.35	5
PEG-35			H=204,C=50, R=0	60X8	25.5	0	0.75	20














FERNANDEZ

MAZ-FER-205			H=80,C=170, R=92	0X0	20.5	0	2.46	1
-------------	--	---	------------------	-----	------	---	------	---

FERRARI

FER-17	ULTIMO TIPO UNIF.AR/ELIC.		H=160,C=105, R=0	50X8	12.5	25	0.58	10
FER-25	TIPO 300		H=183,C=78, R=0	25X5	10.5	65	0.19	50
FER-10	MC68		H=142,C=100, R=0	50X6	10.5	25	0.4	30
FER-07	MC 60/68 LARGA		H=180,C=115, R=0	60X6	12.5	25	0.55	10
BCS-13	FRESA 20 59275176		H=193,C=55, R=0	30X6	8.5 COLISO	55	0.27	50
FER-01	ARCO		H=195,C=110, R=0	80X8	14.5	49	1.06	10
198-ALFE	92/91		H=143,C=90, R=0	50X6	10.5	25	0.4	30
FER-21	92/91		H=195,C=88, R=0	35X6	10.5	65	0.35	20
FER-02	74-75 FRESA 90 cm.		H=263,C=103, R=0	60X7	12.5	49	0.9	10

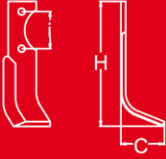















REFERENCIA REFERENCE RÉFÉRENCE	MODELO DE MÁQUINA MACHINE MODEL MODÈLE DE MACHINE	 	DIMENSIONES DIMENSIONS DIMENSIONS mm.	PLETINA FLAT PLAT mm.	AGUJEROS HOLES TROUS Ø mm.	DIST. INTEREJES DIST. BETW. AXIS ENTRAXE 	PESO WEIGHT POIDS kg.	UD./CAJA UN./BOX UN./CAISSE Nº
FER-13	72 SUPER	 	H=163,C=92, R=0	50X6	10.5	66	0.43	10
FER-23	72	 	H=142,C=72, R=0	50X6	10.5	25	0.35	30
FER-12	71/90	 	H=198,C=78, R=0	30X6	10.5	66	0.3	50
GRI-01	71/90	 	H=190,C=72, R=0	30X6	10.5	66	0.28	20
PAB-02	34	 	H=217,C=80, R=0	40X6	10.5	73	0.44	20

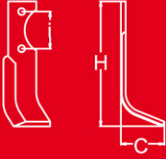













FERRI

FEL-05	Y TIPO LARGO	 	H=140,C=41, R=0	50X7	25.5	0	0.4	20
FEL-07	Y TIPO LARGO	 	H=245,C=60, R=0	60X8	25.5	0	0.93	20
FEL-45	Y POLIVARENTE TIG TIR	 	H=130,C=40, R=0	40X8	16.5	0	0.33	50
FEL-54	Y	 	H=130,C=40, R=0	40X6	12.5	0	0.25	50
FEL-02	UNIVERSAL	 	H=238,C=70, R=0	60X8	25.5	0	0.8	20
FEL-27	U	 	H=110,C=80, R=0	50X8	25.5	0	1	5
FEL-51	TIPO NUEVO	 	H=119,C=67, R=0	50X8	20.5	0	0.46	20
FEL-04	TIPO CORTO Y	 	H=140,C=60, R=0	60X8	25.5	0	0.54	20

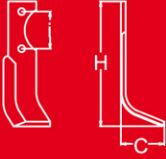


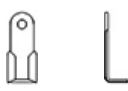













REFERENCIA REFERENCE RÉFÉRENCE	MODELO DE MÁQUINA MACHINE MODEL MODÈLE DE MACHINE		DIMENSIONES DIMENSIONS DIMENSIONS mm.	PLETINA FLAT PLAT mm.	AGUJEROS HOLES TROUS Ø mm.	DIST. INTEREJES DIST. BETW. AXIS ENTRAXE l mm.	PESO WEIGHT POIDS kg.	UD./CAJA UN./BOX UN./CAISSE Nº
FEL-60	TI Y		H=130,C=40, R=0	50X8	16.5	0	0.3	50
FEL-09	RECTO		H=250,C=0, R=0	60X8	25.5	0	0.86	20
NOB-17	RECTA TIG		H=130,C=0, R=0	40X8	16.5	0	0.34	50
FEL-55	RECTA		H=130,C=0, R=0	40X6	12.5	0	0.23	50
FEL-58	RECTA		H=82,C=0, R=0	40X6	30X14	0	0.14	50
FEL-34	POLIVALENTE LIGERO		H=130,C=60, R=0	40X8	16.5	0	0.33	20
FEL-30	LATERAL Y		H=120,C=65, R=0	60X8	25.5	0	0.48	20
FEL-03	L		H=250,C=68, R=0	60X8	25.5	0	1.15	20
FEL-31	GRILLETE		H=65,C=48, R=0	0X0	11.75	0	0.13	10
ORS-02	GRILLETE		H=65,C=48, R=0	0X0	12.5	0	0.13	10
ORS-08	GRILLETE		H=72,C=49, R=0	0X0	14.5	0	0.2	10
ORS-09	GRILLETE		H=72,C=49, R=0	0X0	16.5	0	0.14	10
FEL-38	FS		H=147,C=60, R=0	60X8	25.5	0	0.52	20

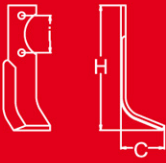





REFERENCIA REFERENCE RÉFÉRENCE	MODELO DE MÁQUINA MACHINE MODEL MODÈLE DE MACHINE		DIMENSIONES DIMENSIONS DIMENSIONS mm.	PLETINA FLAT PLAT mm.	AGUJEROS HOLES TROUS Ø mm.	DIST. INTEREJES DIST. BETW. AXIS ENTRAXE l mm.	PESO WEIGHT POIDS kg.	UD./CAJA UN./BOX UN./CAISSE Nº
FEI-17	FEI-17		H=103,C=45, R=0	40X10	33X16	0	0.33	25
SOV-19	espAtula ref.: 0901072		H=73,C=70, R=0	70X3	25x14	0	0.16	10
FEI-15	COLISO TIPO LARGO		H=103,C=45, R=0	40X8	33x16	0	0.24	100
FEI-13	COLISO TIPO CORTO		H=80,C=45, R=0	40X8	33x16	0	0.19	100
FEI-29	CENTRALY TIPO LARGO		H=120,C=45, R=0	60X8	25.5	0	0.44	20
CAQ-01	CASQUILLO 40		H=25.4,C=40, R=0	0X0	16.5	0	0.085	10
CAQ-02	CASQUILLO 20		H=25.4,C=20, R=0	0X0	16.5	0	0.044	10
CAQ-04	CASQUILLO 04		H=25.4,C=28, R=0	0X0	16.5	0	0.08	10
FEI-47	ASOLA TIPO LARGO		H=100,C=44, R=0	40X8	35X17	0	0.25	50
FEI-46	ASOLA		H=83,C=44, R=0	40X8	30X14	0	0.21	50
AGM-03			H=115,C=51, R=0	40X8	20.5	0	0.285	20
ENX-03			H=140,C=60, R=0	60X10	25.5	0	0.65	20
FAL-44			H=98,C=39, R=0	40X12	36X16	0	0.42	20






REFERENCIA REFERENCE RÉFÉRENCE	MODELO DE MÁQUINA MACHINE MODEL MODÈLE DE MACHINE		DIMENSIONES DIMENSIONS DIMENSIONS mm.	PLETINA FLAT PLAT mm.	AGUJEROS HOLES TROUS Ø mm.	DIST. INTEREJES DIST. BETW. AXIS ENTRAXE 	PESO WEIGHT POIDS kg.	UD./CAJA UN./BOX UN./CAISSE Nº
FEL-01			H=197,C=52, R=0	40X8	11.75	42	0.49	20
FEL-06			H=112,C=92, R=0	60X10	20.5	0	0.8	20
FEL-12			H=230,C=0, R=0	60X8	25.5	0	0.78	20
FEL-33			H=140,C=0, R=0	60X8	25.5	0	0.5	20
FEL-49			H=104,C=0, R=0	40X6	33X16	0	0.213	100
FEL-57			H=82,C=42, R=0	40X6	30X14	0	0.16	50
MAL-24			H=78,C=38, R=0	40X5	28X13	0	0.13	50
MAZ 16/16			H=42,C=104, R=119	0X0	16.5	0	1.3	0
MAZ 18/16			H=70,C=180, R=100	0X0	16.5	0	2.35	0
MAZ-08/14			H=40,C=120, R=90	0X0	14.5	0	1.08	1
MAZ-09/25			H=43,C=64, R=115	0X0	25.5	0	0.87	0
MAZ-16/16			H=42,C=104, R=119	0X0	16.5	0	1.3	1
MAZ-397001			H=78,C=73, R=76	0X0	16.5	0	0.9	1




REFERENCIA REFERENCE RÉFÉRENCE	MODELO DE MÁQUINA MACHINE MODEL MODÈLE DE MACHINE		DIMENSIONES DIMENSIONS DIMENSIONS mm.	PLETINA FLAT PLAT mm.	AGUJEROS HOLES TROUS Ø mm.	DIST. INTEREJES DIST. BETW. AXIS ENTRAXE 1 mm.	PESO WEIGHT POIDS kg.	UD./CAJA UN./BOX UN./CAISSE Nº
MAZ-80/16			H=24,C=100, R=110	0X0	16.5	0	1.55	1
ROU-03			H=100,C=40, R=0	45X9	38x16	0	0.25	20
ROU-08			H=100,C=40, R=0	45X9	38x16	0	0.25	20

FLEMING

FLE-02	TOPPER BLADE-LH		H=320,C=33, R=0	80X8	25.5	0	1.55	5
FLE-03	CHOPPER BLADE FLAIL RH ZGPO07		H=320,C=58, R=0	80X8	25.5	0	1.55	5
FLE-01	AERATOR BLADE		H=235,C=36, R=0	75X10	13.25	38	1.3	5

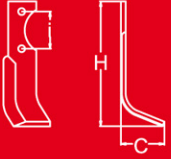


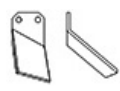
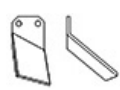



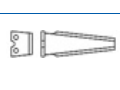
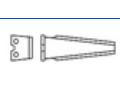
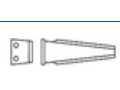




FORD

FOD-01	22 series, 47, 60, 70, 72, 505, 901, 908, 909, 910		H=571,C=0, R=0	89X9	38	0	3.2	5
--------	---	---	----------------	------	----	---	-----	---

FORIGO

AMC-01	SAGOMATORE		H=270,C=140, R=0	40X10	16.5	75	0.88	10
AMC-01-W	ROTERI		H=270,C=140, R=0	40X10	12.5	75	0.88	10
FRG-07	G3596010/110		H=185,C=135, R=0	90X8	14.5	48	1.2	10
MAS-37	G35		H=200,C=137, R=0	80X7	14.5	48	0.94	20
FRG-06	G2596011/10		H=155,C=105, R=0	80X7	12.5	46	0.79	10

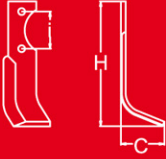













REFERENCIA REFERENCE RÉFÉRENCE	MODELO DE MÁQUINA MACHINE MODEL MODÈLE DE MACHINE		DIMENSIONES DIMENSIONS DIMENSIONS mm.	PLETINA FLAT PLAT mm.	AGUJEROS HOLES TROUS Ø mm.	DIST. INTEREJES DIST. BETW. AXIS ENTRAXE 	PESO WEIGHT POIDS kg.	UD./CAJA UN./BOX UN./CAISSE Nº
SOV-05	G25		H=175,C=109, R=0	70X7	12.5	46	0.82	20
FRG-17	G-45 REFORZADA		H=185,C=135, R=0	100X10	14.5	56	1.5	10
FRG-16	G-45		H=180,C=130, R=0	100X8	14.5	56	1.3	10
FRG-03	F4		H=180,C=30, R=0	60X12	16.5	50	0.96	10
FRG-05	F3156010/110		H=190,C=122, R=0	80X7	14.5	46	0.92	10
FRG-04	F2095010		H=175,C=120, R=0	70X7	12.5	46	0.74	10
FRG-02	F 60		H=250,C=73, R=0	80X12	14.5	40	1.45	5
FRG-01	F 130		H=300,C=90, R=0	105X15	16.5	50	2.25	5
FRG-09	F 100		H=280,C=73, R=0	95X12	14.5	40	1.7	5
FRG-19	DOBLE ROTOR D450010020/30		H=330,C=60, R=0	50X12	14.5	115	1.45	10
FRG-13	DOBLE ROTOR D350010020/30		H=265,C=60, R=0	40X8	12.5	105	0.62	10
FRG-21	DOBLE ROTOR		H=300,C=63, R=0	50X10	14.5 COLISO	105-110	1.1	10
AGM-03			H=115,C=51, R=0	40X8	20.5	0	0.285	20


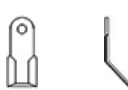



REFERENCIA REFERENCE RÉFÉRENCE	MODELO DE MÁQUINA MACHINE MODEL MODÈLE DE MACHINE		DIMENSIONES DIMENSIONS DIMENSIONS mm.	PLETINA FLAT PLAT mm.	AGUJEROS HOLES TROUS Ø mm.	DIST. INTEREJES DIST. BETW. AXIS ENTRAXE 1 mm.	PESO WEIGHT POIDS kg.	UD./CAJA UN./BOX UN./CAISSE Nº
CAE-04			H=230,C=55, R=0	60X7	28.5	0	0.77	10
MAS-03			H=225,C=142, R=0	80X8	14.5	56	1.325	15
MAZ 37/16			H=40,C=85, R=100	0X0	16.5	0	0.7	1
MAZ-04/20			H=40,C=120, R=110	0X0	20.5	0	1.35	1
MAZ-06/20			H=40,C=137, R=95	0X0	20.5	0	1.6	1
MAZ-08/20			H=40,C=120, R=90	0X0	20.5	0	1.08	1
MAZ-37/18			H=40,C=85, R=100	0X0	18.5	0	0.7	1
SIM-08			H=166,C=110, R=0	60X6	12.5	42	0.63	20
FORT								
252-L	trigotto ft-4		H=215,C=83, R=0	45X5	10.5	65	0.4	50
FOR-01	mini trigotto		H=208,C=72, R=0	40X5	8.5 COLISO	70	0.33	25
100(35X6)	MICRO 1-2-3 S.280		H=221,C=90, R=0	35X6	10.5 COLISO	69	0.4	40
BAR-09	leone fl3rinf		H=230,C=80, R=0	60X6	10.5	76	0.65	20
FOR-03	JOLLY FMB25.180		H=190,C=80, R=0	40X5	8.5	69	0.305	25

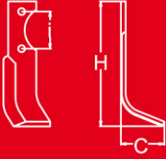



REFERENCIA REFERENCE RÉFÉRENCE	MODELO DE MÁQUINA MACHINE MODEL MODÈLE DE MACHINE		DIMENSIONES DIMENSIONS DIMENSIONS mm.	PLETINA FLAT PLAT mm.	AGUJEROS HOLES TROUS Ø mm.	DIST. INTEREJES DIST. BETW. AXIS ENTRAXE 	PESO WEIGHT POIDS kg.	UD./CAJA UN./BOX UN./CAISSE Nº
GAN-01	GANCHO		H=205,C=36, R=0	35X6	10.5 COLISO	69	0.34	25
FOR-06	FT4		H=200,C=65, R=0	45X6	10.5	65	0.49	20
FOR-05	FT3 universal trigrotto		H=215,C=83, R=0	45X6	10.5	65	0.48	25
25-C	FS3		H=195,C=59, R=0	30X5	8.5 COLISO	65-73	0.24	50
FOR-07	FL4		H=215,C=80, R=0	45X6	10.5	75	0.47	20
FOR-08	FL3 leone		H=226,C=83, R=0	45X6	10.5	76	0.5	25
GOL-29	f/700		H=176,C=104, R=0	60X6	10.5	42	0.63	20
R-22	centauro fm90		H=186,C=80, R=0	45X5	10.5 COLISO	30-36	0.395	35
FOR-180			H=180,C=60, R=0	40X5	8.5	70	0.32	20
FOR-280			H=180,C=60, R=0	35X5	8.5	70	0.29	20

FRANCH

FEI-33	RECTA		H=140,C=0, R=0	60X8	25.5	0	0.5	20
FEI-04			H=140,C=60, R=0	60X8	25.5	0	0.54	20
MAZ-04/18			H=40,C=120, R=110	0X0	18.5	0	1.35	0





REFERENCIA	MODELO DE MÁQUINA		DIMENSIONES	PLETINA	AGUJEROS	DIST. INTEREJES	PESO	UD./CAJA
REFERENCE	MACHINE MODEL		DIMENSIONS	FLAT	HOLES	DIST. BETW. AXIS	WEIGHT	UN./BOX
RÉFÉRENCE	MODÈLE DE MACHINE		DIMENSIONS	PLAT	TROUS	ENTRAXE	POIDS	UN./CAISSE
			mm.	mm.	Ø mm.		kg.	Nº

GALUCHO

GAL-01-A	FN/FL-0 FL-OH		H=245,C=103, R=0	60X8	10.5	48	1.06	15
GAL-01	FN FL-O/FL-OH		H=245,C=103, R=0	60X8	10.5	48	1.05	15
GAL-03	FL FRO		H=210,C=110, R=0	80X7	14.5	45	1.09	15
GAL-04			H=225,C=95, R=0	60X8	10.5	48	0.96	15
GAL-05			H=190,C=110, R=0	70X8	14.5	45	1.03	20
MAZ 06/16			H=40,C=137, R=95	0X0	16.5	0	1.6	1
MAZ 10/20			H=55,C=150, R=100	0X0	20.5	0	1.65	0
MAZ-04/18			H=40,C=120, R=110	0X0	18.5	0	1.35	0

GARRIDO

FEL-02			H=238,C=70, R=0	60X8	25.5	0	0.8	20
MAZ-65/20			H=85,C=220, R=75	0X0	20.5	0	2.55	1

GEARMORE

	*		H=0,C=0, R=0	0X0	0	-0	0	0
--	---	--	--------------	-----	---	----	---	---








GEHL

	*		H=0,C=0, R=0	0X0	0	-0	0	0
--	---	--	--------------	-----	---	----	---	---



REFERENCIA REFERENCE RÉFÉRENCE	MODELO DE MÁQUINA MACHINE MODEL MODÈLE DE MACHINE		DIMENSIONES DIMENSIONS DIMENSIONS mm.	PLETINA FLAT PLAT mm.	AGUJEROS HOLES TROUS Ø mm.	DIST. INTEREJES DIST. BETW. AXIS ENTRAXE l mm.	PESO WEIGHT POIDS kg.	UD./CAJA UN./BOX UN./CAISSE Nº
GEHL-01			H=225,C=90, R=0	60X8	25.5	0	0.935	15



























GL1


FEL-49	RECTA		H=104,C=0, R=0	40X6	33X16	0	0.213	100
FAL-45	GRILLETE		H=73,C=49, R=0	0X0	14.5	0	0.23	10
ORS-08	GRILLETE		H=72,C=49, R=0	0X0	14.5	0	0.2	50
GL1	FEI-49		H=104,C=0, R=0	40X6	33X16	0	0	100
FAL-44			H=98,C=38, R=0	40X12	36X16	0	0.42	10
FEL-13			H=80,C=45, R=0	40X8	33x16	0	0.19	100
FEL-15			H=103,C=45, R=0	40X8	33X16	0	0.24	100
GL1-01			H=142,C=60, R=0	60X8	25.5	0	0.53	20
GL1-02			H=145,C=0, R=0	60X8	25.5	0	0.47	20
MAZ-37/16			H=40,C=85, R=96	0X0	16.5	0	0.7	1
MAZ-53/19			H=80,C=70, R=65	0X0	19.5	0	0.75	1
NOB-16			H=122,C=41, R=0	40X8	16.5	0	0.31	20



REFERENCIA	MODELO DE MÁQUINA		DIMENSIONES	PLETINA	AGUJEROS	DIST. INTEREJES	PESO	UD./CAJA
REFERENCE	MACHINE MODEL		DIMENSIONS	FLAT	HOLES	DIST. BETW. AXIS	WEIGHT	UN./BOX
RÉFÉRENCE	MODÈLE DE MACHINE		DIMENSIONS	PLAT	TROUS	ENTRAXE	POIDS	UN./CAISSE
			mm.	mm.	Ø mm.		kg.	Nº

GOLDONI

GOL-20	SUPER-EXPORT 434/5			H=250,C=110, R=0	60X6	10.5	99	0.7	10
GOL-30	S.600 8833/4			H=195,C=75, R=0	45X5	10.5	79-80	0.33	40
GOL-34	FRESA TIPO NUEVO 14486/7			H=190,C=100, R=0	45X5	10.5	42	0.4	20
GOL-38	FRESA 60 MOD.719 20136/7			H=210,C=108, R=0	60X6	12.5	54	0.62	20
GOL-35	FRESA 50B-S700 8831/2			H=130,C=55, R=0	45X5	10.5	33	0.24	20
GOL-37	FRESA 50B-S700 15231/2 8831/2			H=130,C=55, R=0	45X5	10.5	33	0.24	20
GOL-28	FRESA 50 MOD. 719 9417/8			H=195,C=105, R=0	60X6	12.5 COLISO	40-44	0.6	20
215	FRESA 40			H=196,C=115, R=0	70X6	12.5	53.5	0.72	20
GOL-29	FRESA 29 HP 16-18 5323/4			H=176,C=104, R=0	60X6	10.5	42	0.63	20
GOL-39	FRESA 22MTIPO NUEVO 4312/4265			H=175,C=89, R=0	60X6	10.5	42	0.58	25
GOL-07	FRESA 22M 5624312/5624265			H=170,C=90, R=0	60X6	10.5	42	0.51	30
R-22	FRESA 22			H=186,C=80, R=0	45X5	10.5 COLISO	30-36	0.395	35
GOL-11	FRESA 21TIPO CORTO 14191/2			H=175,C=72, R=0	40X5	10.5	70	0.3	20





REFERENCIA REFERENCE RÉFÉRENCE	MODELO DE MÁQUINA MACHINE MODEL MODÈLE DE MACHINE	 	DIMENSIONES DIMENSIONS DIMENSIONS mm.	PLETINA FLAT PLAT mm.	AGUJEROS HOLES TROUS Ø mm.	DIST. INTEREJES DIST. BETW. AXIS ENTRAXE l mm.	PESO WEIGHT POIDS kg.	UD./CAJA UN./BOX UN./CAISSE Nº
GOL-32	FRESA 21 M-S600 13545/6	 	H=152,C=82, R=0	50X5	10.5	38	0.33	30
R-21	FRESA 21	 	H=196,C=72, R=0	50X6	10.5	79-80	0.435	30
GOL-53	FRESA 080/130 170011/2	 	H=175,C=112, R=0	70X6	12.5	40	0.75	20
234	EXPORT-518	 	H=260,C=96, R=0	55X6	12.5	100	0.87	20
GOL-01	EXPORT 2064/5	 	H=180,C=70, R=0	35X8	8.5	30	0.43	20
BRE-03	8300021/22	 	H=186,C=116, R=0	70X6	12.5	40	0.68	20
GOL-03	3935/6 EXPORT 518	 	H=250,C=110, R=0	60X6	12.5	99	0.7	30
VAL-12		 	H=165,C=65, R=0	35X6	8.5	70	0.29	20



GRILLO

324-AC	SUPERMINI GRILLO	 	H=170,C=54, R=0	30X5	8.5	50	0.2	50
GRI-04	GRILLINO C GUELFO (127) 7087/88	 	H=140,C=70, R=0	35X6	8.5	21	0.22	20
GRI-01	GN10 STANDARD (131)	 	H=190,C=72, R=0	30X6	10.5	66	0.29	20
25-C	G-63	 	H=195,C=59, R=0	30X5	8.5 COLISO	65-73	0.24	50
GRI-21	G-42 G-45 G-84	 	H=180,C=72, R=0	35X6	8.5 COLISO	70	0.25	50





REFERENCIA REFERENCE RÉFÉRENCE	MODELO DE MÁQUINA MACHINE MODEL MODÈLE DE MACHINE	 	DIMENSIONES DIMENSIONS DIMENSIONS mm.	PLETINA FLAT PLAT mm.	AGUJEROS HOLES TROUS Ø mm.	DIST. INTEREJES DIST. BETW. AXIS ENTRAXE 	PESO WEIGHT POIDS kg.	UD./CAJA UN./BOX UN./CAISSE Nº
R-21-G	G-127 12.000 21385/6	 	H=185,C=68, R=0	50X5	10.5 COLISO	66-72	0.355	35
BCS-01	B4 43432/31	 	H=175,C=55, R=0	30X5	8.5	55	0.206	50
GRI-08	9000/9000R 7635/6	 	H=220,C=65, R=0	45X6	10.5	76	0.47	20
BCS-08	131	 	H=148,C=74, R=0	50X6	10.5	40	0.38	30
BCS-13	126/127 59275RH / 59276LH	 	H=193,C=58, R=0	30X6	8.5 COLISO	55	0.27	20
BCS-15	126/127	 	H=193,C=55, R=0	30X6	8.5	55	0.29	50
GRI-09	11000 11293/94	 	H=205,C=67, R=0	35X6	10.5	66	0.34	20
324-C	11000	 	H=212,C=80, R=0	40X6	10.5 COLISO	66-72	0.41	50

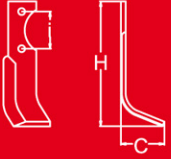









GRIMME

AGT-01-R	soldadura tungsteno		H=380,C=100, R=0	50X12	14.5	100	1.6	15
BSL-01			H=360,C=150, R=0	45X10	12.5	79-80	1.15	15




HADI

FEL-33	44003103		H=140,C=0, R=0	60X8	25.5	0	0.5	20
FEL-04	44003101		H=140,C=60, R=0	60X8	25.5	0	0.54	20

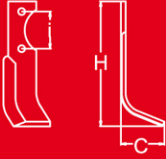







REFERENCIA REFERENCE RÉFÉRENCE	MODELO DE MÁQUINA MACHINE MODEL MODÈLE DE MACHINE		DIMENSIONES DIMENSIONS DIMENSIONS mm.	PLETINA FLAT PLAT mm.	AGUJEROS HOLES TROUS Ø mm.	DIST. INTEREJES DIST. BETW. AXIS ENTRAXE l mm.	PESO WEIGHT POIDS kg.	UD./CAJA UN./BOX UN./CAISSE Nº
2	44002106		H=180,C=138, R=0	80X7	13.25	57	1.13	15
209	44002101		H=175,C=135, R=0	75X6	13.25	57	0.87	20
HAD-04	4400101		H=196,C=115, R=0	70X6	13.25	54	0.7	20
HAD-06	17050026		H=120,C=60, R=0	45X8	16.5	0	0.33	20
HAD-07	17050025		H=118,C=0, R=0	45X8	16.5	0	0.29	20
MAZ-08/16	17050024		H=40,C=120, R=90	0X0	16.5	0	1.08	1
BRE-02	17050021		H=155,C=64, R=0	60X6	12.5	40	0.59	20
HAD-05	17050013		H=223,C=140, R=0	90X10	16.5	68	1.8	10
DER-51	17050012		H=280,C=0, R=0	90X12	16.5	50	1.66	5
10-C	17050002		H=158,C=140, R=0	60X6	11.75	35	0.6	25

HARDEE

HAR-08	T8398, T8714		H=476,C=0, R=0	89X13	38	0	5.4	5
HAR-09	T8389, T8714		H=476,C=0, R=0	89X13	38	0	5.4	5
HAR-05	H-CO, T160 & LT & LTO, T166 & LT & LTO, T172 & LT & LT		H=584,C=70, R=170	76X13	38	0	4.5	5




REFERENCIA REFERENCE RÉFÉRENCE	MODELO DE MÁQUINA MACHINE MODEL MODÈLE DE MACHINE		DIMENSIONES DIMENSIONS DIMENSIONS mm.	PLETINA FLAT PLAT mm.	AGUJEROS HOLES TROUS Ø mm.	DIST. INTEREJES DIST. BETW. AXIS ENTRAXE l mm.	PESO WEIGHT POIDS kg.	UD./CAJA UN./BOX UN./CAISSE Nº
HAR-06	C66, H8,PW, T8215, All with Round Blade Holder, T8		H=482,C=0, R=0	76X13	38	0	3.2	5
HAR-07	C66, H8,PW, T8215, All with Round Blade Holder, T8		H=660,C=0, R=0	89X13	38	0	5.4	5
HAR-01	772, T484LT, PT, T884LT & PT with Round Blade Hold		H=473,C=0, R=0	86X9	38	0	2.5	5
HAR-02	772, T484LT, PT, T884LT & PT with Round Blade Hold		H=587,C=0, R=0	86X9	38	0	3	5
HAR-03	772, T484LT, PT, T884LT & PT with Round Blade Hold		H=730,C=0, R=0	89X13	38	0	5.9	5
HAR-04	660, 760, 960, 1060, H-CO, T160 & LT & LTO, T166		H=584,C=0, R=0	76X13	38	0	4.5	5

HERCULANO

HER-01	TC		H=190,C=107, R=0	80X7	13.25	57	1	15
GAL-05	STM		H=190,C=110, R=0	70X8	14.5	45	1.03	20
HER-02	STCK		H=180,C=107, R=0	80X7	14.5	57	1	20
HER-08	STC		H=167,C=106, R=0	60X7	13.25	44	0.654	25
HER-03	STA/ZP		H=191,C=110, R=0	60X7	14.5	45	0.7	25
HER-07	LR/STL		H=185,C=95, R=0	60X7	13.25	44	0.665	25













HICO

HIC-02	600, 601S, 602S, M72S, MH6		H=698,C=0, R=0	89X13	38	0	0	5
--------	----------------------------	---	----------------	-------	----	---	---	---

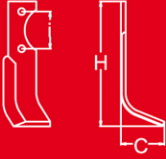
















REFERENCIA REFERENCE RÉFÉRENCE	MODELO DE MÁQUINA MACHINE MODEL MODÈLE DE MACHINE		DIMENSIONES DIMENSIONS DIMENSIONS mm.	PLETINA FLAT PLAT mm.	AGUJEROS HOLES TROUS Ø mm.	DIST. INTEREJES DIST. BETW. AXIS ENTRAXE 	PESO WEIGHT POIDS kg.	UD./CAJA UN./BOX UN./CAISSE Nº
HIC-01	5 ft. Cutter		H=635,C=0, R=0	89X13	38	0	4.8	5

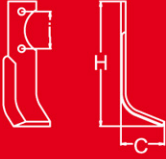

HONDA

HON-114	SCARDA 560/610/810		H=200,C=53, R=0	30X5	8.5	70	0.25	50
HON-119	SCARDA 560/610/810		H=173,C=53, R=0	30X5	8.5	40	0.21	50
PCC-01	PICAZA		H=0,C=0, R=0	40X6	10.5	29	0.43	10
JAP-05	INOMOTO		H=0,C=66, R=171	45X5	11.75	0	0.357	30
HON-02	F600/80		H=225,C=68, R=0	30X5	8.5	70	0.25	50
HON-10	F50/65		H=225,C=65, R=0	30X5	8.5	90	0.25	50
HON-01	F400 / 80		H=200,C=62, R=0	30X6	8.5	70	0.3	50
HON-03	F300		H=205,C=46, R=0	30X5	8.5	70	0.24	50
HON-12	F300		H=205,C=70, R=0	40X4	8.5	70	0.29	50
HON-810	F-810		H=237,C=83, R=0	40X5	10.5	90	0.4	40
HON-220	F-220		H=195,C=60, R=0	30X5	8.5	60	0.24	50
HON-200	F-120		H=175,C=60, R=0	30X5	8.5	60	0.215	50
















REFERENCIA REFERENCE RÉFÉRENCE	MODELO DE MÁQUINA MACHINE MODEL MODÈLE DE MACHINE		DIMENSIONES DIMENSIONS DIMENSIONS mm.	PLETINA FLAT PLAT mm.	AGUJEROS HOLES TROUS Ø mm.	DIST. INTEREJES DIST. BETW. AXIS ENTRAXE 	PESO WEIGHT POIDS kg.	UD./CAJA UN./BOX UN./CAISSE Nº
HON-610	6110/660		H=237,C=75, R=0	35X5	10.5	79	0.38	20
HON-600	600 (STANDARD) 610 (STANDARD)		H=224,C=75, R=0	35X5	8.5	89	0.36	50
HON-410-8	560		H=230,C=75, R=0	35X5	8.5	70	0.34	40
HON-410	410/510 420/560		H=230,C=75, R=0	35X5	10.5	79	0.35	40
HON-400	400 (STANDARD) 410 (STANDARD)		H=204,C=75, R=0	35X5	8.5	89	0.33	50
HON-380-COL	310/340/360/380		H=199,C=70, R=0	35X5	8.5 COLISO	70	0.32	50
HON-22			H=185,C=64, R=0	35X5	8.5 COLISO	65-73	0.255	50
HON-385			H=199,C=70, R=0	35X5	8.5	60	0.31	50
HON-F-315			H=182,C=65, R=0	40X5	8.5	70	0.3	40
JAP-01			H=0,C=60, R=220	45X8	10.5	0	0.68	20
JAP-02			H=0,C=77, R=190	45X8	10.5	0	0.515	30
JAP-03			H=0,C=65, R=215	40X8	10.5	0	0.58	20
JAP-04			H=0,C=50, R=185	45X8	10.5	0	0.56	20

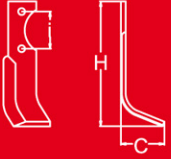









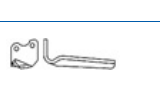






REFERENCIA	MODELO DE MÁQUINA		DIMENSIONES	PLETINA	AGUJEROS	DIST. INTEREJES	PESO	UD./CAJA
REFERENCE	MACHINE MODEL		DIMENSIONS	FLAT	HOLES	DIST. BETW. AXIS	WEIGHT	UN./BOX
RÉFÉRENCE	MODÈLE DE MACHINE		DIMENSIONS	PLAT	TROUS	ENTRAXE	POIDS	UN./CAISSE
			mm.	mm.	Ø mm.		kg.	Nº

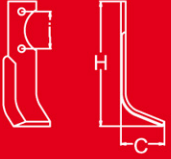













HOWARD

AGT-08-C	T.756784/5 2719/20/ 109343		H=210,C=143, R=0	100X8	16.5	75	1.495	10
AGT-08	T.756784/5 2719/20		H=195,C=143, R=0	100X8	16.5	75	1.488	10
AGT-10	T.756784/5 2719/20		H=195,C=143, R=0	100X10	16.5	75	1.87	10
AGT-12	T.756784/5 2719/20		H=195,C=143, R=0	100X12	16.5	75	2.23	10
HOW-20	S/N/AH/HR-40 9950/51		H=205,C=143, R=0	80X10	16.5	51	1.33	10
H-5/8	S/M/AH/HR-40 9862/63		H=170,C=145, R=0	80X10	16.5	51	1.43	10
AGT-14-C	ROTOCADET 9941/2		H=250,C=105, R=0	40X8	11.75	114	0.725	15
603	ROOTALABOUR 2406 G		H=242,C=0, R=0	50X12	16.5	50	1.05	15
HOW-24	ROTA SLASHER 78663		H=355,C=0, R=0	75X12	32.5	0	2.7	5
HOW-27	ROTA SLASHER 74058		H=475,C=0, R=0	90X12	32	0	2.5	5
HOW-28	ROTA SLASHER 74055		H=310,C=0, R=0	90X12	33	0	1.6	5
HOW-13	ROTA SLASHER 73955/A		H=472,C=0, R=0	75X12	13.25	0	3.17	5
HOW-26	ROTA SLASHER 644680		H=310,C=0, R=0	90X8	32	0	1.6	5

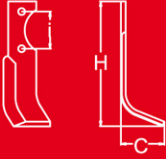


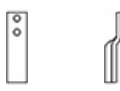
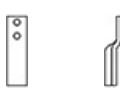












REFERENCIA REFERENCE RÉFÉRENCE	MODELO DE MÁQUINA MACHINE MODEL MODÈLE DE MACHINE		DIMENSIONES DIMENSIONS DIMENSIONS mm.	PLETINA FLAT PLAT mm.	AGUJEROS HOLES TROUS Ø mm.	DIST. INTEREJES DIST. BETW. AXIS ENTRAXE 	PESO WEIGHT POIDS kg.	UD./CAJA UN./BOX UN./CAISSE Nº
2 (80X8)	REFORZADA		H=180,C=138, R=0	80X8	13.25	57	1.32	15
HOW-09	M-KU 9919/20 9862 / 9863		H=180,C=138, R=0	80X9	16.5	51	1.35	15
HOW-08	M-KS 9950/51		H=210,C=138, R=0	80X9	16.5	51	1.35	15
602-C	HR/P 9953/54		H=185,C=125, R=0	75X6	11.75	57	0.775	20
AGT-11-L	HR/P 9900/01		H=182,C=135, R=0	75X6	11.75	57	0.83	20
HOW-47	HK. 185535/36		H=268,C=0, R=0	100X18	16.5	60	2.65	5
HOW-44	HK. 185515/16		H=265,C=0, R=0	100X15	16.5	60	2.35	5
HOW-46	HK. 185505/06		H=315,C=0, R=0	100X15	16.5	60	2.5	5
HOW-45	HK. 182939/40		H=315,C=0, R=0	100X15	14.5	60	2.5	5
DER-107	HK. 182937/38		H=265,C=0, R=0	100X15	14.5	60	2.35	5
198-E	H-25 (ANTIGUA)		H=180,C=92, R=0	60X6	12.5	42	0.52	30
8-H	H-25 (ANTIGUA)		H=158,C=125, R=0	60X7	12.5	42	0.69	25
10-C	H-20 H-25		H=158,C=135, R=0	60X6	11.75	35	0.6	25

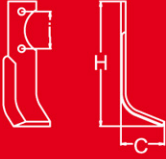
















REFERENCIA REFERENCE RÉFÉRENCE	MODELO DE MÁQUINA MACHINE MODEL MODÈLE DE MACHINE		DIMENSIONES DIMENSIONS DIMENSIONS mm.	PLETINA FLAT PLAT mm.	AGUJEROS HOLES TROUS Ø mm.	DIST. INTEREJES DIST. BETW. AXIS ENTRAXE l mm.	PESO WEIGHT POIDS kg.	UD./CAJA UN./BOX UN./CAISSE Nº
HOW-06	G 3903		H=175,C=133, R=0	80X8	13.25	57	1.16	15
HOW-04	E/CR/Hi 3900/1 63592/53 4434/37		H=175,C=133, R=0	80X7	13.25	57	1	15
HOW-19	E/AR/HR20/30 63604/5		H=170,C=140, R=0	90X8	13.25	57	1.3	10
135-E	E CR Hi		H=200,C=135, R=0	80X7	13.25	57	1.09	20
HOW-12	994881		H=175,C=132, R=0	80X7	13.25	57	0.95	15
HOW-03	9948/49 9930/31		H=205,C=125, R=0	80X7	13.25	57	1	15
HOW-16	9948/49		H=210,C=140, R=0	90X6	13.25	57	1.08	15
HOW-33	9910/11 Long Shank		H=205,C=145, R=0	90X8	16.5	51	1.58	10
HOW-22	9876/7		H=175,C=100, R=0	80X6	11.75	57	0.75	15
HOW-21	9862/63 S/M/AH/HR-40		H=173,C=143, R=0	80X10	16.5	51	1.3	10
KUH-62	762719/720 756784		H=195,C=143, R=0	105X8	16.5	75	1.56	10
HOW-36	762719/20		H=200,C=150, R=0	105X8	16.5	70	1.72	10
HOW-25	73955		H=468,C=0, R=0	75X12	32	0	3.05	5

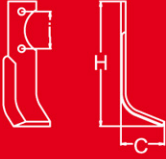




REFERENCIA REFERENCE RÉFÉRENCE	MODELO DE MÁQUINA MACHINE MODEL MODÈLE DE MACHINE		DIMENSIONES DIMENSIONS DIMENSIONS mm.	PLETINA FLAT PLAT mm.	AGUJEROS HOLES TROUS Ø mm.	DIST. INTEREJES DIST. BETW. AXIS ENTRAXE 	PESO WEIGHT POIDS kg.	UD./CAJA UN./BOX UN./CAISSE Nº
HOW-23	72900		H=315,C=18, R=0	75X12	32	0	2	5
HOW-40	7254/5		H=205,C=0, R=0	50X12	16.5	50	0.9	10
HOW-37	653256/7		H=235,C=0, R=0	60X12	16.5	50	1.25	10
HOW-15	647250/55		H=235,C=0, R=0	50X12	16.5	50	1.03	20
HOW-31	63592/3		H=180,C=132, R=0	80X7	13.25	57	1.06	15
HOW-14	626093/4		H=290,C=105, R=0	45X8	11.75	114	0.87	20
HOW-11	624400/1		H=180,C=132, R=0	80X7	11.75	57	1	15
HOW-18	610768/69 E/AR/HR20/30		H=210,C=140, R=0	90X8	13.25	57	1.3	15
HOW-34	5978/9		H=220,C=135, R=0	90X6	13.25	57	1.3	15
HOW-17	3900/1 E/AR/HR20/30		H=170,C=140, R=0	90X6	13.25	57	1.08	15
HOW-61	3900/01 REFORZADA		H=175,C=135, R=0	80X10	13.25	57	1.55	10
HOW-43	3828/9		H=250,C=0, R=0	60X12	16.5	0	1.25	10
HOW-52	184215/6		H=210,C=0, R=0	60X12	16.5	0	1.15	10




REFERENCIA REFERENCE RÉFÉRENCE	MODELO DE MÁQUINA MACHINE MODEL MODÈLE DE MACHINE		DIMENSIONES DIMENSIONS DIMENSIONS mm.	PLETINA FLAT PLAT mm.	AGUJEROS HOLES TROUS Ø mm.	DIST. INTEREJES DIST. BETW. AXIS ENTRAXE 	PESO WEIGHT POIDS kg.	UD./CAJA UN./BOX UN./CAISSE Nº
DER-97	182935/6		H=262,C=0, R=0	100X12	14.5	60	1.8	5
HOW-299	14110		H=530,C=0, R=0	75X10	32	0	3	5
HOW-88	103523/4		H=210,C=138, R=0	80X12	16.5	51	1.8	10
HOW-05			H=210,C=130, R=0	80X8	13.25	57	1.15	15
HOW-24-R			H=355,C=0, R=0	100X12	32.5	0	2.7	5
HOW-29			H=214,C=135, R=0	80X10	14.5	57	1.57	10
HOW-39			H=83,C=32, R=0	45X6	31x17	0	0.15	10
HOW-48			H=100,C=57, R=0	50X10	25.5	0	0.44	10
HOW-49			H=120,C=57, R=0	50X10	25.5	0	0.5	10
HOW-50			H=205,C=145, R=0	100X10	16.5	75	1.775	10
HOW-51			H=83,C=32, R=0	40X6	31x17	0	0.13	10
HOW-53			H=175,C=57, R=0	60X8	25.5	0	0.65	20
HOW-55			H=123,C=12, R=0	65X5	16.5	0	0.3	20



REFERENCIA REFERENCE RÉFÉRENCE	MODELO DE MÁQUINA MACHINE MODEL MODÈLE DE MACHINE		DIMENSIONES DIMENSIONS DIMENSIONS mm.	PLETINA FLAT PLAT mm.	AGUJEROS HOLES TROUS Ø mm.	DIST. INTEREJES DIST. BETW. AXIS ENTRAXE l mm.	PESO WEIGHT POIDS kg.	UD./CAJA UN./BOX UN./CAISSE Nº
HOW-62			H=200,C=140, R=0	80X10	13.25	57	1.55	10
MAZ 08/16			H=40,C=120, R=90	0X0	16.5	0	1.15	0

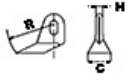



HUSTLER

HUS-01	G195A, G195B		H=470,C=0, R=0	102X13	38	0	5	5
--------	--------------	---	----------------	--------	----	---	---	---


HYMACH

HYM-15	Y P		H=95,C=40, R=0	35X4	10.5	0	0.12	50
ART-01	Y		H=150,C=60, R=0	60X8	25.5	0	0.6	20
HYM-14	Y		H=100,C=44, R=0	40X5	12.5	0	0.16	50
HYM-03	ROTANTE		H=265,C=0, R=0	80X13	25.5	0	2	5
HYM-04	ROTANTE		H=345,C=0, R=0	80X13	25.5	0	2.8	5
HYM-12	DIENTE GIRADO		H=160,C=0, R=0	50X12	20.5	0	0.65	20
HYM-10	024B		H=105,C=43, R=0	50X10	27X14	0	0.38	20
HYM-01	024A		H=112,C=42, R=0	40X8	30x16	0	0.26	100
AGM-03			H=115,C=51, R=0	40X8	20.5	0	0.285	100






REFERENCIA REFERENCE RÉFÉRENCE	MODELO DE MÁQUINA MACHINE MODEL MODÈLE DE MACHINE		DIMENSIONES DIMENSIONS DIMENSIONS mm.	PLETINA FLAT PLAT mm.	AGUJEROS HOLES TROUS Ø mm.	DIST. INTEREJES DIST. BETW. AXIS ENTRAXE l mm.	PESO WEIGHT POIDS kg.	UD./CAJA UN./BOX UN./CAISSE Nº
BOM-03			H=13,C=39, R=75	0X0	16x32	0	0.44	5
BOM-04			H=60,C=47, R=0	0X0	16.5	0	0.15	10
FEL-15			H=103,C=45, R=0	40X8	33x16	0	0.24	100
HYM-02			H=155,C=42, R=0	50X8	20.5	0	0.5	10
HYM-07			H=158,C=43, R=0	60X8	25.5	0	0.56	20
HYM-11			H=113,C=0, R=0	40X6	35X17	0	0.17	50
MAZ 37/16			H=40,C=85, R=100	0X0	16.5	0	0.7	0
ROU-08			H=100,C=40, R=0	45X9	38X16	0	0.219	20

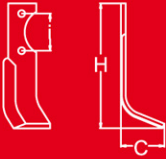






IMCO

IMC-01	1501 5 & 6 ft.		H=635,C=0, R=0	76X13	38	0	4.8	5
--------	----------------	---	----------------	-------	----	---	-----	---

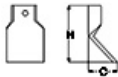

ISEKI

JAP-05	INOMOTO		H=0,C=66, R=171	45X5	11.75	0	0.357	30
GAN-01	GANCHO		H=205,C=36, R=0	35X6	10.5 COLISO	69	0.34	25
178-CH			H=212,C=72, R=0	40X5	10.5 COLISO	66-72	0.34	50



REFERENCIA REFERENCE RÉFÉRENCE	MODELO DE MÁQUINA MACHINE MODEL MODÈLE DE MACHINE		DIMENSIONES DIMENSIONS DIMENSIONS mm.	PLETINA FLAT PLAT mm.	AGUJEROS HOLES TROUS Ø mm.	DIST. INTEREJES DIST. BETW. AXIS ENTRAXE l mm.	PESO WEIGHT POIDS kg.	UD./CAJA UN./BOX UN./CAISSE Nº
HON-380-COL			H=199,C=70, R=0	35X5	8.5 COLISO	70	0.32	50
HON-410			H=230,C=75, R=0	35X5	10.5	79	0.35	40
JAP-01			H=0,C=60, R=220	45X8	10.5	0	0.68	20
JAP-02			H=0,C=77, R=190	45X8	10.5	0	0.515	30
JAP-03			H=0,C=65, R=215	40X8	10.5	0	0.58	20
JAP-04			H=0,C=50, R=185	45X8	10.5	0	0.56	20

J.F.

JFO-02	PALETA		H=116,C=40, R=0	90X6	13.25	0	0.55	5
JFO-01	BRIDA		H=105,C=0, R=0	65X6	12.5	0	0.68	5

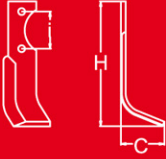



JOHN DEERE

JDE-23	RH HX10, CX20, HX20, LH HX15 S/N		H=552,C=0, R=0	102X12	38.1	0	5.443	1
JDE-26	RH CX20, HX20, Replaces W48578		H=717.55,C=0, R=0	102X12	38.1	0	7.76	1
JDE-06	Picadora		H=343,C=0, R=0	75X10	20x20	168.3	1.95	1
JDE-05	P-63084		H=110,C=48, R=0	63X8	10.5	0	0.48	20



REFERENCIA REFERENCE RÉFÉRENCE	MODELO DE MÁQUINA MACHINE MODEL MODÈLE DE MACHINE		DIMENSIONES DIMENSIONS DIMENSIONS mm.	PLETINA FLAT PLAT mm.	AGUJEROS HOLES TROUS Ø mm.	DIST. INTEREJES DIST. BETW. AXIS ENTRAXE 	PESO WEIGHT POIDS kg.	UD./CAJA UN./BOX UN./CAISSE Nº
JDE-01	P-60322		H=148,C=58, R=0	60X8	18.5	0	0.53	20
JDE-02	P-57928		H=82,C=42, R=0	50X6	18.5	0	0.205	20
JDE-27	MX8, MX10, HX14		H=457.2,C=0, R=0	102X12	38.1	0	4.399	1
JDE-28	MX8, MX10, HX14		H=457.2,C=0, R=0	102X12	38.1	0	4.445	1
JDE-29	LH MX15, HX15 S/N WOHX15X008500 to 012299		H=685.8,C=0, R=0	102X12	38.1	0	7.76	1
JDE-24	LH HX10, MX 10 , RH & Cntr MX15 , HX 15 S/N / W0HX		H=552.45,C=0, R=0	102X12	38.1	0	5.44	1
JDE-25	LH & Cbtr CX20, HX20, MX5, MX6, MX7		H=717.55,C=0, R=0	102X12	38.1	0	7.76	1
JDE-04	E-31903		H=55,C=57, R=0	11X0	0	0	0.1	100
JDE-03	E-31900		H=73,C=70, R=0	73X3	25x14	0	0.16	20
JDE-16	A-16		H=197,C=90, R=0	56X8	25.5	0	0.785	20
JDE-18	727,737,1008,1018,2018		H=552,C=0, R=0	102X12	38.1	0	5.42	1
JDE-17	509,609,737,1008		H=552,C=0, R=0	102X12	38.1	0	5.43	1
JDE-20	1008,1408,1418		H=463.55,C=0, R=0	102X12	38.1	0	4.989	1

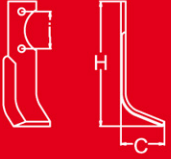





REFERENCIA REFERENCE RÉFÉRENCE	MODELO DE MÁQUINA MACHINE MODEL MODÈLE DE MACHINE		DIMENSIONES DIMENSIONS DIMENSIONS mm.	PLETINA FLAT PLAT mm.	AGUJEROS HOLES TROUS Ø mm.	DIST. INTEREJES DIST. BETW. AXIS ENTRAXE l mm.	PESO WEIGHT POIDS kg.	UD./CAJA UN./BOX UN./CAISSE Nº
JDE-21	1008,1408,1418		H=463.54,C=0, R=0	102X12	38.1	0	6.35	1
JDE-22	1008,1408,1418		H=463.54,C=0, R=0	102X12	38.1	0	4.988	1
JDE-19	1008, 1408, 1418, W-28160, 34296,44235		H=463,C=0, R=0	102X12	38.1	0	4.99	1


JOPER

MAZ-07/20	TRITURADORA		H=89,C=155, R=110	0X0	20.5	0	1.7	0
JOP-04	JF-2R 22034		H=202,C=142, R=0	80X8	14.5	57	1.32	15
JOP-02	JF-1 7334-A		H=195,C=125, R=0	70X6	12.5	57	0.73	20
JOP-03	JF-1 7238-A		H=180,C=127, R=0	70X6	12.5	57	0.75	20
JOP-01-A	JF-0 JF-R/JF-OD 7032 REFORZADA		H=170,C=106, R=0	60X8	12.5	46	0.7	25
JOP-01	JF-0 JF-R/JF-OD 7032		H=165,C=106, R=0	60X6	12.5	46	0.54	25
756-316			H=615,C=20, R=0	100X12	35.5	0	5.6	5
762-316			H=415,C=20, R=0	75X10	35.5	0	2.27	5
762.317			H=553,C=20, R=0	75X10	35.5	0	2.27	5
JOP-06			H=207,C=54, R=0	60X10	12.5	36	0.88	10







REFERENCIA REFERENCE RÉFÉRENCE	MODELO DE MÁQUINA MACHINE MODEL MODÈLE DE MACHINE		DIMENSIONES DIMENSIONS DIMENSIONS mm.	PLETINA FLAT PLAT mm.	AGUJEROS HOLES TROUS Ø mm.	DIST. INTEREJES DIST. BETW. AXIS ENTRAXE l mm.	PESO WEIGHT POIDS kg.	UD./CAJA UN./BOX UN./CAISSE Nº
JOP-08			H=175,C=120, R=0	75X6	12.5	57	0.832	20
JOP-09			H=176,C=120, R=0	75X6	12.5	57	0.725	20
MAZ 10/20			H=55,C=150, R=100	0X0	20.5	0	1.65	0





KING KUTTER

MAL-20	PL/CL		H=178,C=103, R=0	60X7	14.5	40	0.725	20
--------	-------	--	------------------	------	------	----	-------	----

KRONE

KRO-01	RL 3-34-20		H=268,C=102, R=0	40X8	12.5	120	0.76	15
KRO-05	RF7002/D2-107-83-0		H=205,C=140, R=0	110X8	16.5	75	1.56	10
KRO-04	REV/S-BK/G 35-32-5/S		H=188,C=138, R=0	80X7	14.5	57	0.98	15
KRO-02	RE/S 35-32-3-KS		H=182,C=128, R=0	65X7	14.5	35	0.76	20

KUBOTA

JAP-05	INOMOTO		H=0,C=66, R=171	45X5	11.75	0	0.357	30
214-E			H=236,C=90, R=0	40X6	10.5	79	0.5	40
HON-380-COL			H=199,C=70, R=0	35X5	8.5 COLISO	70	0.32	50
JAP-01			H=0,C=60, R=220	45X8	10.5	0	0.68	20
































REFERENCIA REFERENCE RÉFÉRENCE	MODELO DE MÁQUINA MACHINE MODEL MODÈLE DE MACHINE		DIMENSIONES DIMENSIONS DIMENSIONS mm.	PLETINA FLAT PLAT mm.	AGUJEROS HOLES TROUS Ø mm.	DIST. INTEREJES DIST. BETW. AXIS ENTRAXE l mm.	PESO WEIGHT POIDS kg.	UD./CAJA UN./BOX UN./CAISSE Nº
JAP-02			H=0, C=77, R=190	45X8	10.5	0	0.515	30
JAP-03			H=0, C=65, R=215	40X8	10.5	0	0.58	20
JAP-04			H=0, C=50, R=185	45X8	10.5	0	0.56	20
MAS-01			H=190, C=120, R=0	60X6	12.5	44	0.605	30

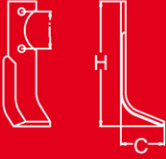









KUHN


KUH-93	K2500090		H=315, C=143, R=0	120X16	20.5	0	3.5	5
KUH-92	K2500080 RH		H=290, C=140, R=0	110X14	18.5	0	2.6	5
KUH-91	K2500070 LH		H=290, C=140, R=0	110X14	18.5	0	2.6	5
KUH-115	K163103/4		H=180, C=0, R=0	50X12	16.5	0	0.98	15
KUH-116	K1602780/90 (60X15)		H=220, C=0, R=0	60X15	16.5	0	1.58	10
KUH-113	K1602780/90		H=220, C=0, R=0	50X15	16.5	0	1.28	15
KUH-73	K1601100 9 AM K160109/10 EL102-142		H=187, C=137, R=0	90X8	16.5	57	1.2	15
KUH-97	K1600193/4 519370/1 K162000/1		H=180, C=130, R=0	70X6	12.5	41	0.76	15
KUH-95	EL80N-81-100N 519370/1		H=180, C=135, R=0	80X7	14.5	57	1.04	15

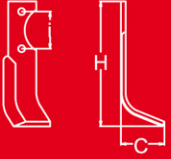

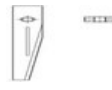
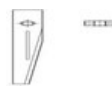
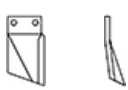













REFERENCIA REFERENCE RÉFÉRENCE	MODELO DE MÁQUINA MACHINE MODEL MODÈLE DE MACHINE			DIMENSIONES DIMENSIONS DIMENSIONS mm.	PLETINA FLAT PLAT mm.	AGUJEROS HOLES TROUS Ø mm.	DIST. INTEREJES DIST. BETW. AXIS ENTRAXE 	PESO WEIGHT POIDS kg.	UD./CAJA UN./BOX UN./CAISSE Nº
KUH-71	EL32 515032/3			H=242,C=115, R=0	60X6	12.5	86	0.7	20
KUH-21	EL30 520061/2			H=266,C=104, R=0	40X8	11.75	115	0.72	20
KUH-79	EL201 523657/8			H=292,C=0, R=0	60X15	6.5	0	0.75	15
KUH-77	EL142 K161036/7			H=288,C=0, R=0	60X15	6.5	0	1.68	15
KUH-41	EL131 523250/1			H=261,C=0, R=0	50X15	16.5	0	1.33	15
KUH-75	EL102 K160145/6			H=262,C=0, R=0	50X15	6.5	0	1.34	15
AGT-11-L	EL 35-50N 521063/4			H=180,C=135, R=0	75X6	11.75	57	0.83	20
KUH-07	EL 25 520115/6			H=240,C=100, R=0	40X8	12.5	105	0.66	20
KUH-15	EL 140N-142			H=230,C=0, R=0	60X12	18.5	54	1.2	15
KUH-03	EL 140N 522602/3			H=258,C=0, R=0	100X8	16.5	37	1.34	10
HOW-04	E/CR/Hi 3900/1 63592/53 4434/37			H=175,C=133, R=0	80X7	13.25	57	1	15
KUH-58/59	DECROTTEUR EL131 523252/3			H=222,C=0, R=0	100X8	16.5	73	1.18	10
KUH-55	CULTTILLER EL80N-100N 519338/9			H=270,C=0, R=0	50X12	16.5	0	0.98	10



REFERENCIA REFERENCE RÉFÉRENCE	MODELO DE MÁQUINA MACHINE MODEL MODÈLE DE MACHINE		DIMENSIONES DIMENSIONS DIMENSIONS mm.	PLETINA FLAT PLAT mm.	AGUJEROS HOLES TROUS Ø mm.	DIST. INTEREJES DIST. BETW. AXIS ENTRAXE 	PESO WEIGHT POIDS kg.	UD./CAJA UN./BOX UN./CAISSE Nº
KUH-01	CULTILABOUR 519165/66		H=205,C=0, R=0	50X12	16.5	50	0.89	10
MAZ-26/25	6061699		H=51.5,C=115, R=175	0X0	25.5	0	1.7	1
NOB-18	6060179		H=0,C=0, R=180	34X8	25.5	0	0.5	10
MAZ-07/20	6060007		H=89,C=155, R=110	0X0	20.5	0	1.7	1
NOB-05	6060004		H=196,C=55, R=0	60X10	25.5	0	0.95	10
NOB-04	6060002		H=204,C=0, R=0	60X10	25.5	0	0.85	10
NOB-16	6060000		H=122,C=41, R=0	40X8	16.5	0	0.31	10
KUH-81	525964/5		H=318,C=125, R=0	110X25	18.5	0	3.2	5
KUH-63	52564/5		H=300,C=105, R=0	110X16	16.5	68	2.9	5
KUH-67	525524/5		H=350,C=0, R=0	110X14	16.5	68	2.7	5
DER-38	525495 525494		H=270,C=0, R=0	110X12	16.5	68	2.1	5
KUH-53	525494/5		H=270,C=96, R=0	110X13	16.5	68	2.08	5
DER-39	525394 525395		H=300,C=0, R=0	110X16	16.5	68	2.8	5



REFERENCIA REFERENCE RÉFÉRENCE	MODELO DE MÁQUINA MACHINE MODEL MODÈLE DE MACHINE		DIMENSIONES DIMENSIONS DIMENSIONS mm.	PLETINA FLAT PLAT mm.	AGUJEROS HOLES TROUS Ø mm.	DIST. INTEREJES DIST. BETW. AXIS ENTRAXE 	PESO WEIGHT POIDS kg.	UD./CAJA UN./BOX UN./CAISSE Nº
DER-37	525106		H=390,C=0, R=0	40X17	16.5	0	1.5	5
DER-36	525037		H=320,C=0, R=0	40X17	16.5	0	1.4	5
KUH-65	523599 523600		H=207,C=0, R=0	100X12	18.5	60	1.84	10
AGT-08-C	523596		H=210,C=143, R=0	100X8	16.5	75	1.495	10
KUH-47	523592 523593		H=290,C=0, R=0	60X15	16.5	0	2	10
KUH-110	52359110 M16 A		H=205,C=133, R=0	105X10	16.5	75	1.83	10
AGT-08	523591		H=195,C=143, R=0	100X8	16.5	75	1.488	10
KUH-43	523248/9		H=167,C=136, R=0	90X8	16.5	57	1.2	10
KUH-45	523219/20		H=233,C=72, R=0	70X12	18.5	60	1.9	10
KUH-57	522612 522613 140N		H=290,C=0, R=0	60X15	18.5	0	2	10
KUH-30	522275/76		H=169,C=131, R=0	80X7	13.25	57	0.94	10
KUH-27	519216		H=165,C=135, R=0	80X7	14.5	57	1.03	15
KUH-14	3 HOLES 596031/2		H=226,C=83, R=0	60X7	8.5	30	0.75	20

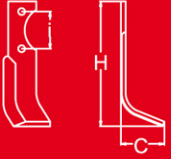

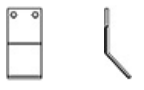
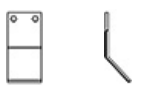














REFERENCIA REFERENCE RÉFÉRENCE	MODELO DE MÁQUINA MACHINE MODEL MODÈLE DE MACHINE		DIMENSIONES DIMENSIONS DIMENSIONS mm.	PLETINA FLAT PLAT mm.	AGUJEROS HOLES TROUS Ø mm.	DIST. INTEREJES DIST. BETW. AXIS ENTRAXE l mm.	PESO WEIGHT POIDS kg.	UD./CAJA UN./BOX UN./CAISSE Nº
KUH-100			H=96,C=34, R=0	35X8	30X14	0	0.2	50
KUH-107			H=310,C=0, R=0	120X16	18.5	0	3.95	5
KUH-62			H=195,C=143, R=0	105X8	16.5	75	1.56	10
KUH-73-E			H=187,C=137, R=0	90X10	16.5	57	1.5	10
MAZ-01			H=90,C=155, R=110	0X0	20.5	0	2.95	1
MAZ-51/16			H=38,C=115, R=105	0X0	16.5	0	0.85	1
NOB-12			H=127,C=53, R=0	50X10	20.5	0	0.48	10

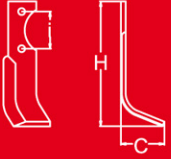
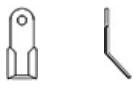










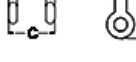

KVERNELAND

KVE-07	Y		H=130,C=30, R=0	35X3	10.5	0	0.04	100
MAL-27	Y		H=130,C=42, R=0	40X10	16.5	0	0.39	10
MAL-30	Y		H=130,C=50, R=0	40X10	16.5	0	0.42	10
MAL-12	XP		H=170,C=115, R=0	70X8	14.5	45	0.9	10
MAL-13	XP		H=170,C=110, R=0	70X8	14.5	45	1	10
MAL-16	TIPOK		H=180,C=18, R=0	80X8	14.5	45	0.83	10

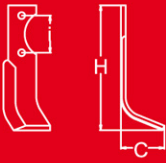

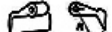




REFERENCIA REFERENCE RÉFÉRENCE	MODELO DE MÁQUINA MACHINE MODEL MODÈLE DE MACHINE		DIMENSIONES DIMENSIONS DIMENSIONS mm.	PLETINA FLAT PLAT mm.	AGUJEROS HOLES TROUS Ø mm.	DIST. INTEREJES DIST. BETW. AXIS ENTRAXE 	PESO WEIGHT POIDS kg.	UD./CAJA UN./BOX UN./CAISSE Nº
MAL-17	TIPOK		H=180,C=70, R=0	80X8	14.5	45	0.89	10
MAL-18	TIPOK		H=180,C=115, R=0	80X8	14.5	45	0.98	10
MAL-22	REFORZADA		H=195,C=135, R=0	80X10	14.5	46	1.350	10
MAL-20	PL/CL 1302179/80		H=178,C=103, R=0	60X7	14.5	40	0.725	20
MAL-19	PL/CL 1302078/1302178		H=180,C=105, R=0	60X7	14.5	40	0.655	20
MAL-09	PL 1302077R/78L 1300079/80		H=270,C=105, R=0	60X7	14.5	46	0.81	10
MAL-08	PL 1300077/8		H=195,C=105, R=0	60X7	14.5	46	0.7	20
MAL-07	MEP(10/23-10/24) 0100079/80		H=195,C=110, R=0	70X8	14.5	46	1.02	20
MAL-06	MEP 0100077/8		H=207,C=112, R=0	70X8	14.5	46	1.04	10
KVE-10	GS ARCO		H=195,C=110, R=0	80X12	14.5	45	1.65	10
MAL-05	G A 3 0700079/80		H=223,C=138, R=0	75X10	14.5	44	1.35	10
MAL-04	G A 3		H=223,C=133, R=0	75X10	14.5	44	1.28	10
MAL-23	FX 6401077		H=0,C=0, R=180	30X8	20.5	0	0.46	100



REFERENCIA REFERENCE RÉFÉRENCE	MODELO DE MÁQUINA MACHINE MODEL MODÈLE DE MACHINE		DIMENSIONES DIMENSIONS DIMENSIONS mm.	PLETINA FLAT PLAT mm.	AGUJEROS HOLES TROUS Ø mm.	DIST. INTEREJES DIST. BETW. AXIS ENTRAXE l mm.	PESO WEIGHT POIDS kg.	UD./CAJA UN./BOX UN./CAISSE Nº
MAL-14	FX 6400080		H=200,C=50, R=0	50X10	16.5	0	0.8	10
MAL-21	FX 6400079		H=200,C=0, R=0	50X10	16.5	0	0.78	10
MAL-24	FM/FH 6200078		H=78,C=38, R=0	40X5	28x13	0	0.13	24
MAL-15	FM/FH 62000 80		H=130,C=40, R=0	40X5	14.5	0	0.2	10
MAL-29	FH		H=130,C=42, R=0	40X10	14.5	0	0.4	10
DER-51	E010146 / E020146		H=280,C=0, R=0	90X12	16.5	50	1.66	5
MAL-03	B-ELIC 0500079/80		H=190,C=115, R=0	80X8	14.5	46	1.18	10
MAL-01	B (908/909) 0500077/8		H=203,C=110, R=0	80X8	14.5	46	1.15	10
FES-01	B		H=228,C=112, R=0	80X8	14.5	46	1.22	10
MAL-11	140079/80		H=245,C=93, R=0	40X8	12.5	106	0.72	10
MAL-10	1400077/8		H=248,C=90, R=0	40X8	12.5	106	0.65	10
BRE-18			H=125,C=55, R=0	40X10	16.5	0	0.36	20
FEI-31			H=65,C=48, R=0	0X0	11.75	0	0.13	10



REFERENCIA REFERENCE RÉFÉRENCE	MODELO DE MÁQUINA MACHINE MODEL MODÈLE DE MACHINE		DIMENSIONES DIMENSIONS DIMENSIONS mm.	PLETINA FLAT PLAT mm.	AGUJEROS HOLES TROUS Ø mm.	DIST. INTEREJES DIST. BETW. AXIS ENTRAXE l mm.	PESO WEIGHT POIDS kg.	UD./CAJA UN./BOX UN./CAISSE Nº
MAL-26			H=330,C=0, R=0	110X15	18.5	50	2	5
MAZ 12/16			H=40,C=120, R=110	0X0	16.5	0	1.27	0
MAZ-10/16			H=54,C=147, R=97	0X0	16.5	0	1.8	1
ROU-02			H=101,C=42, R=0	40X5	26X14	0	0.15	50

LAGARDE


ORS-09	GRILLETE		H=72,C=49, R=0	0X0	16.5	0	0.14	10
FEL-07	1343.01		H=245,C=60, R=0	60X8	25.5	0	0.93	10
FEL-15			H=103,C=45, R=0	40X8	33x16	0	0.24	100
LAG-02			H=245,C=60, R=0	60X8	25.5	0	0.95	20
LAG-05			H=213,C=55, R=0	60X6	25.5	0	0.7	30
LAG-08			H=150,C=44, R=0	50X10	18.5	0	0.5	10
LAG-09			H=244,C=68, R=0	60X7	25.5	0	0.8	10
LAG-10			H=0,C=67, R=213	30X8	25.5	0	0.38	10
MAZ-10/20			H=54,C=147, R=97	0X0	20.5	0	1.8	1



REFERENCIA REFERENCE RÉFÉRENCE	MODELO DE MÁQUINA MACHINE MODEL MODÈLE DE MACHINE		DIMENSIONES DIMENSIONS DIMENSIONS mm.	PLETINA FLAT PLAT mm.	AGUJEROS HOLES TROUS Ø mm.	DIST. INTEREJES DIST. BETW. AXIS ENTRAXE l mm.	PESO WEIGHT POIDS kg.	UD./CAJA UN./BOX UN./CAISSE Nº
MAZ-46/18			H=40,C=90, R=121	0X0	18.5	0	1.44	1
MAZ-47/16			H=32,C=81, R=108	0X0	16.5	0	0.58	1
SIC-02			H=197,C=60, R=0	60X6	25.5	0	0.72	20
TIE-03			H=213,C=57, R=0	60X7	25.5	0	0.85	20












LANDER

198-E	S-45		H=180,C=92, R=0	60X6	12.5	42	0.52	30
234	S-40		H=260,C=96, R=0	55X6	12.5	100	0.7	20
109-E	S-30		H=255,C=90, R=0	40X8	10.5	100	0.585	15
303	S-12		H=157,C=51, R=0	40X6	10.5	33	0.3	25
178-PA	MOTOAZADA		H=218,C=77, R=0	40X5	8.5	70	0.36	50
GAN-01	GANCHO		H=205,C=36, R=0	35X6	10.5 COLISO	69	0.34	25
25-C	CU-126		H=195,C=59, R=0	30X5	8.5 COLISO	65-73	0.24	50
252-L	C-95 S-20		H=215,C=83, R=0	45X5	10.5	65	0.4	50
302-CC	C-50 C-65		H=185,C=75, R=0	40X5	10.5	65	0.3	25




REFERENCIA	MODELO DE MÁQUINA		DIMENSIONES	PLETINA	AGUJEROS	DIST. INTEREJES	PESO	UD./CAJA
REFERENCE	MACHINE MODEL		DIMENSIONS	FLAT	HOLES	DIST. BETW. AXIS	WEIGHT	UN./BOX
RÉFÉRENCE	MODÈLE DE MACHINE		DIMENSIONS	PLAT	TROUS	ENTRAXE	POIDS	UN./CAISSE
			mm.	mm.	Ø mm.		kg.	Nº

LEÓN

LEN-02			H=270,C=0, R=0	60X12	16.5	46	1.35	10
LEN-03			H=230,C=108, R=0	50X8	12.5	60	0.9	10
LEN-04			H=335,C=0, R=0	50X10	12.5	68.5	1.26	10
LEN-05			H=285,C=0, R=0	60X12	16.5	46	1.58	10
LEN-06			H=320,C=160, R=0	40X10	12.5	79	1.05	10
LEN-07			H=300,C=160, R=0	40X10	12.5	68.5	1.025	10
LEN-08			H=320,C=120, R=0	50X10	12.5	79	1.28	10
LEN-09			H=270,C=105, R=0	40X10	12.5	79	0.88	10
LEN-10			H=208,C=118, R=0	45X12	16.5	46	0.91	10
LEN-11			H=260,C=107, R=0	45X12	16.5	46	0.96	10
LEN-12			H=285,C=115, R=0	45X12	16.5	46	1.06	100




LILLISTON

LIL-01	6 used on 760 Finishing Mower Chooper		H=359,C=0, R=0	76X10	18.5	0	2	5
--------	---------------------------------------	---	----------------	-------	------	---	---	---



REFERENCIA REFERENCE RÉFÉRENCE	MODELO DE MÁQUINA MACHINE MODEL MODÈLE DE MACHINE		DIMENSIONES DIMENSIONS DIMENSIONS mm.	PLETINA FLAT PLAT mm.	AGUJEROS HOLES TROUS Ø mm.	DIST. INTEREJES DIST. BETW. AXIS ENTRAXE l mm.	PESO WEIGHT POIDS kg.	UD./CAJA UN./BOX UN./CAISSE Nº
--------------------------------------	---	---	--	--------------------------------	-------------------------------------	---	--------------------------------	---

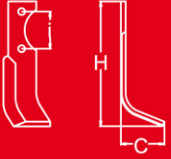













LOPEZ GARRIDO

LPG-02	tritadora recta		H=130,C=0, R=0	60X10	25.5	0	0.5	10
LPG-01	tritadora		H=130,C=80, R=0	60X10	25.5	0	0.67	10
MAZ-06/18	MAZ-06/18		H=40,C=137, R=95	0X0	18.5	0	1.6	1

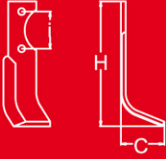














MASCHIO

ZAP-01	Y		H=150,C=55, R=0	60X10	20.5	0	0.7	10
MAS-38	U-US-UZ 29100407/08		H=198,C=140, R=0	80X7	14.5	48	0.995	10
MAS-37	U 29100405/6		H=200,C=137, R=0	80X7	14.5	48	0.94	10
TRR-01	TIPOL		H=135,C=60, R=0	45X8	16.5	0	0.5	40
TRR-02	TIPO L		H=210,C=60, R=0	60X8	25.5	0	0.8	20
MAS-58	T21004050		H=135,C=0, R=0	50X10	20.5	0	0.4	20
MAS-55	T210004040		H=136,C=60, R=0	45X8	16.5	0	0.41	50
MAS-32	SUPER COBRA 26100417/18		H=180,C=40, R=0	80X8	14.5	44	0.87	10
MAS-14	S 24100406/407		H=236,C=145, R=0	90X8	16.5	56	1.65	10

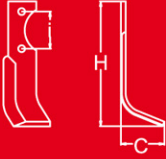
















REFERENCIA REFERENCE RÉFÉRENCE	MODELO DE MÁQUINA MACHINE MODEL MODÈLE DE MACHINE		DIMENSIONES DIMENSIONS DIMENSIONS mm.	PLETINA FLAT PLAT mm.	AGUJEROS HOLES TROUS Ø mm.	DIST. INTEREJES DIST. BETW. AXIS ENTRAXE l mm.	PESO WEIGHT POIDS kg.	UD./CAJA UN./BOX UN./CAISSE Nº
MAS-15	S 20100404/405		H=223,C=145, R=0	90X8	16.5	56	1.5	10
MAS-12	RP 2-3		H=195,C=83, R=0	60X6	12.5	65	0.58	10
FEL-33	RECTA		H=140,C=0, R=0	60X8	25.5	0	0.5	20
MAS-27	PANTERA 2400414/5		H=220,C=142, R=0	90X10	16.5	56	1.8	10
OMA-05	OMA-05		H=0,C=0, R=170	100X8	25.5	-0	1.4	10
MAS-11	NC-PS-Z 02108430/31 00566103/53		H=180,C=135, R=0	80X6	14.5	56	0.85	10
MAS-10	NC-PS-Z 0208432/33		H=192,C=135, R=0	80X6	14.5	56	0.82	10
MAZ-12/16	MARTILLO		H=40,C=120, R=110	0X0	16.5	0	1.28	1
MAZ-90/25	MARTILLO		H=46,C=125, R=177	0X0	25.5	0	1.55	1
MAS-39	M09400414/415 PANTERA		H=210,C=150, R=0	90X10	16.5	56	1.9	10
MAZ-111/16	M07400950		H=41,C=85, R=100	0X0	16.5	0	0.75	1
MAS-70	M03400406		H=115,C=60, R=0	50X10	20.5	0	0.46	20
MAS-54	LEOPARD T40005142		H=210,C=61, R=0	60X8	25.5	0	0.74	20

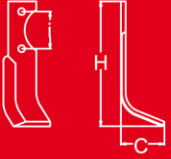










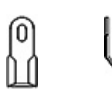




REFERENCIA REFERENCE RÉFÉRENCE	MODELO DE MÁQUINA MACHINE MODEL MODÈLE DE MACHINE		DIMENSIONES DIMENSIONS DIMENSIONS mm.	PLETINA FLAT PLAT mm.	AGUJEROS HOLES TROUS Ø mm.	DIST. INTEREJES DIST. BETW. AXIS ENTRAXE 	PESO WEIGHT POIDS kg.	UD./CAJA UN./BOX UN./CAISSE Nº
MAS-52	L 73100404/5		H=182,C=116, R=0	60X5	12.5	40	0.6	20
MAS-08	K-KS 21100412/13		H=174,C=57, R=0	60X5	10.5	56	0.36	20
DER-14	HB/HM 10100262/3		H=334,C=0, R=0	50X10	12.5	44	1.25	5
DER-47	HB-ROTFRESA 10100225/6		H=334,C=0, R=0	60X12	12.5	44	1.5	5
DER-48	HB-LARGA		H=370,C=0, R=0	60X10	12.5	44	1.38	5
MAS-06	G M20100412/13		H=264,C=148, R=0	90X10	16.5	68	1.99	10
MAS-07	G 20100414/15		H=241,C=143, R=0	90X8	16.5	68	1.56	10
MAS-48	G 20100412/13		H=257,C=142, R=0	90X10	16.5	68	1.92	10
DER-52	DOMINATOR DM-AQUILA 36100210/11		H=300,C=0, R=0	100X12	16.5	60	2	5
MAS-75	DM AQUILA-MEGA-JUMBO 36100227/8		H=345,C=98, R=0	100X15	16.5	60	3.1	5
DER-51	DIAMANTE 12016400 27100209/10		H=280,C=0, R=0	90X12	16.5	50	1.66	5
DER-50	DIAMANTE 04400310/11		H=280,C=0, R=0	90X10	16.5	50	1.38	5
MAS-73	DC-DS-D1 381002219/20		H=330,C=96, R=0	90X12	16.5	50	2.1	5

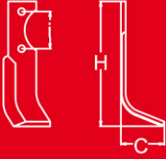















REFERENCIA REFERENCE RÉFÉRENCE	MODELO DE MÁQUINA MACHINE MODEL MODÈLE DE MACHINE		DIMENSIONES DIMENSIONS DIMENSIONS mm.	PLETINA FLAT PLAT mm.	AGUJEROS HOLES TROUS Ø mm.	DIST. INTEREJES DIST. BETW. AXIS ENTRAXE 	PESO WEIGHT POIDS kg.	UD./CAJA UN./BOX UN./CAISSE Nº
MAS-24	DC GABRIANO FALCO		H=300,C=0, R=0	90X12	16.5	50	1.75	5
MAS-25	COBRA (S) 24100414/15		H=210,C=0, R=0	50X10	14.5	44	0.8	10
MAS-13	CD PESADA		H=300,C=0, R=0	90X14	16.5	50	2.2	5
CAQ-01	CASQUILLO 40		H=25.4,C=40, R=0	0X0	16.5	0	0.084	10
CAQ-02	CASQUILLO 20		H=25.4,C=20, R=0	0X0	16.5	0	0.044	10
MAS-05	C (EX.F) 13100418/419		H=210,C=150, R=0	80X10	14.5	56	1.588	10
MAS-04	B/C/SC 01110428/429		H=215,C=140, R=0	80X8	14.5	56	1.355	10
MAS-03	B/C/SC 01110426/427		H=225,C=142, R=0	80X8	14.5	56	1.325	15
MAS-47	B-C-5C		H=190,C=0, R=0	25X25	10.5	0	0.82	10
MAS-28	B		H=215,C=142, R=0	80X10	14.5	56	1.68	10
MAS-76	B		H=225,C=142, R=0	80X10	14.5	56	1.56	10
MAS-18	A-E-H 19100423/424		H=186,C=118, R=0	70X6	12.5	44	0.74	10
MAS-09	A-E-H 19100421/22		H=187,C=110, R=0	70X6	12.5	44	0.76	10

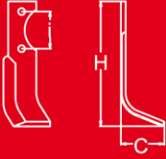

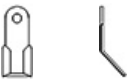



REFERENCIA REFERENCE RÉFÉRENCE	MODELO DE MÁQUINA MACHINE MODEL MODÈLE DE MACHINE		DIMENSIONES DIMENSIONS DIMENSIONS mm.	PLETINA FLAT PLAT mm.	AGUJEROS HOLES TROUS Ø mm.	DIST. INTEREJES DIST. BETW. AXIS ENTRAXE l mm.	PESO WEIGHT POIDS kg.	UD./CAJA UN./BOX UN./CAISSE Nº
MAS-02	A-E 19100415/416		H=190,C=115, R=0	60X6	12.5	44	0.66	20
MAS-66	6110229D/1		H=315,C=0, R=0	110X15	18.5	70	2.8	1
MAS-01	48000404/5 19100417/418		H=190,C=120, R=0	60X6	13.25	44	0.61	30
MAS-29	40005141		H=210,C=0, R=0	60X8	25.5	0	0.7	20
MAS-51	38100222/223		H=280,C=0, R=0	90X14	16.5	50	2.1	1
MAS-50	36100215		H=300,C=0, R=0	100X15	16.5	60	2.6	5
MAS-42	02108432/33		H=192,C=135, R=0	80X7	14.5	56	0.95	1
MAS-45	02108430/31		H=180,C=135, R=0	80X7	14.5	56	0.95	10
FEL-03			H=250,C=68, R=0	60X8	25.5	0	1.15	20
FEL-04			H=140,C=60, R=0	60X8	25.5	0	0.54	0
FEL-15			H=103,C=45, R=0	40X8	33x16	0	0.24	100
FEL-31			H=65,C=48, R=0	0X0	11.75	0	0.13	10
MAL-24			H=82,C=35, R=0	40X5	27X13	0	0.12	50



REFERENCIA REFERENCE RÉFÉRENCE	MODELO DE MÁQUINA MACHINE MODEL MODÈLE DE MACHINE		DIMENSIONES DIMENSIONS DIMENSIONS mm.	PLETINA FLAT PLAT mm.	AGUJEROS HOLES TROUS Ø mm.	DIST. INTEREJES DIST. BETW. AXIS ENTRAXE l mm.	PESO WEIGHT POIDS kg.	UD./CAJA UN./BOX UN./CAISSE Nº
MAS-57			H=0,C=92, R=170	30X8	25.5	0	0.52	10
MAZ 06/16			H=40,C=137, R=95	0X0	16.5	0	1.6	0
MAZ 12/16			H=40,C=120, R=110	0X0	16.5	0	1.27	0
MAZ 31/20			H=60,C=150, R=90	0X0	20.5	0	1.22	0
MAZ-04/18			H=40,C=120, R=110	0X0	18.5	0	1.35	1
MAZ-10/20			H=55,C=150, R=100	0X0	20.5	0	1.65	1
MAZ-17/25			H=46,C=125, R=177	0X0	25.5	0	1.37	1
MAZ-22/16			H=40,C=130, R=110	0X0	16.5	0	1.4	1
MAZ-31/20			H=60,C=150, R=90	0X0	20.5	0	1.22	1
MAZ-37/16			H=40,C=85, R=96	0X0	16.5	0	0.7	1
NOB-27			H=130,C=53, R=0	45X8	16.5	0	0.4	20
S.M-01			H=82,C=42, R=0	40X5	30x14	0	0.14	20
SIC-02			H=197,C=60, R=0	60X8	25.5	0	0.72	20





REFERENCIA REFERENCE RÉFÉRENCE	MODELO DE MÁQUINA MACHINE MODEL MODÈLE DE MACHINE		DIMENSIONES DIMENSIONS DIMENSIONS mm.	PLETINA FLAT PLAT mm.	AGUJEROS HOLES TROUS Ø mm.	DIST. INTEREJES DIST. BETW. AXIS ENTRAXE l mm.	PESO WEIGHT POIDS kg.	UD./CAJA UN./BOX UN./CAISSE Nº
SOV-19			H=0, C=70, R=73	70X3	25X14	0	0.16	20
ZAP-03			H=120, C=70, R=0	60X10	20.5	0	0.66	10
ZAP-08			H=180, C=57, R=0	50X10	20.5	0	0.55	10

MASSANO

MSA-12	RSC		H=170, C=122, R=0	90X10	14.5	57	1.2	10
MSS-05	42D		H=222, C=70, R=0	60X10	14.5	45	1.014	15
MAS-14			H=236, C=145, R=0	90X8	16.5	56	1.65	10
MAS-39			H=210, C=150, R=0	90X10	16.5	56	1.9	10
MSA-08			H=165, C=130, R=0	90X12	16.5	57	1.65	15
MSS-01			H=207, C=87, R=0	70X10	16.5	53	1.2	15
MSS-02			H=207, C=87, R=0	70X12	16.5	53	1.422	15
MSS-04			H=207, C=87, R=0	75X12	16.5	53	1.55	10

McCONNEL

MAZ-57/25	MAZ-57/25		H=38, C=60, R=135	0X0	25.5	0	0.9	1
-----------	-----------	---	-------------------	-----	------	---	-----	---




REFERENCIA REFERENCE RÉFÉRENCE	MODELO DE MÁQUINA MACHINE MODEL MODÈLE DE MACHINE		DIMENSIONES DIMENSIONS DIMENSIONS mm.	PLETINA FLAT PLAT mm.	AGUJEROS HOLES TROUS Ø mm.	DIST. INTEREJES DIST. BETW. AXIS ENTRAXE l mm.	PESO WEIGHT POIDS kg.	UD./CAJA UN./BOX UN./CAISSE Nº
--------------------------------------	---	---	--	--------------------------------	-------------------------------------	---	--------------------------------	---



MIL & Agrave;

MIL-03	TRITURADORA		H=135, C=95, R=0	60X10	31	0	0.785	15
135-E	TR-140 TR-160		H=200, C=135, R=0	80X7	13.25	57	1.09	20
MAZ-49/20	Martillo G		H=70, C=165, R=160	0X0	20.5	0	2.6	1
MAZ-05/22			H=70, C=185, R=88	0X0	22.5	0	2	0
MAZ-06/18			H=40, C=137, R=95	0X0	18.5	0	1.6	1




MODERN

MOD-01	2 used on Sunshine 6 ft., Commando 6 & 7 ft.		H=711, C=0, R=0	114X13	38	0	7	5
--------	--	---	-----------------	--------	----	---	---	---

MOLL & Oacute;N

178-CH	1585-1078 1583-1087 1082		H=212, C=72, R=0	40X5	10.5 COLISO	66-72	0.34	50
HON-380-COL			H=199, C=70, R=0	35X5	8.5 COLISO	70	0.32	50


MOVICAM

100 (40X6)	M-5 M-4-DS		H=221, C=82, R=0	40X6	10.5 COLISO	66-73	0.446	40
100 (35X6)	M-4-DS-800		H=221, C=90, R=0	35X6	10.5 COLISO	66-72	0.4	40
38-A	M-2-100 M-2-152-Z		H=212, C=90, R=0	40X5	10.5 COLISO	66-72	0.37	50



REFERENCIA REFERENCE RÉFÉRENCE	MODELO DE MÁQUINA MACHINE MODEL MODÈLE DE MACHINE		DIMENSIONES DIMENSIONS DIMENSIONS mm.	PLETINA FLAT PLAT mm.	AGUJEROS HOLES TROUS Ø mm.	DIST. INTEREJES DIST. BETW. AXIS ENTRAXE 	PESO WEIGHT POIDS kg.	UD./CAJA UN./BOX UN./CAISSE Nº
--------------------------------------	---	---	--	--------------------------------	-------------------------------------	---	--------------------------------	---

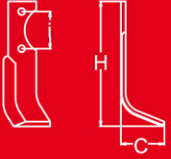
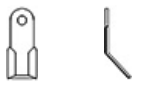












MOWHAWK

MOW-02	840, 1360		H=432,C=0, R=0	76X13	38	0	3.3	5
MOW-03	840, 1360		H=432,C=0, R=0	76X13	38	0	4.9	5
MOW-04	720		H=635,C=0, R=0	76X13	38	0	5	5
MOW-01	507		H=381,C=0, R=0	76X13	32	0	2.5	5







MURATORI


FRB-03	PESADA		H=300,C=0, R=0	90X15	16.5	50	2.3	5
MUR-11	MZK 12008701		H=190,C=46, R=0	70X10	14.5	44	1	20
MUR-17	MZ8-MZ8C 105-205 12013701/12013801		H=201,C=136, R=0	80X6	14.5	57	0.95	10
MUR-18	MZ8-MZ8C 105-205		H=201,C=136, R=0	80X6	14.5	57	0.98	10
MAZ-10/20	MURATORI		H=54,C=147, R=97	0X0	20.5	0	1.8	1
MAZ-14/20	MURATORI		H=22,C=112, R=105	0X0	20.5	0	0.92	1
AGM-01	MT7		H=150,C=55, R=0	60X10	25.5	0	0.68	10
AGM-03	MT6/MT5		H=115,C=51, R=0	40X8	20.5	0	0.285	20



REFERENCIA REFERENCE RÉFÉRENCE	MODELO DE MÁQUINA MACHINE MODEL MODÈLE DE MACHINE		DIMENSIONES DIMENSIONS DIMENSIONS mm.	PLETINA FLAT PLAT mm.	AGUJEROS HOLES TROUS Ø mm.	DIST. INTEREJES DIST. BETW. AXIS ENTRAXE l mm.	PESO WEIGHT POIDS kg.	UD./CAJA UN./BOX UN./CAISSE Nº
AGM-04	MT2		H=114,C=42, R=0	35X5	14.5	0	0.2	10
SOV-06	MS3P180 MS2 140-160		H=177,C=108, R=0	70X7	14.5	46	0.808	20
MUR-05	MS3P 140-160 MS2 100-120 12000700/800		H=163,C=110, R=0	70X7	12.5	46	0.76	10
SOV-03	MS2 140-160/ MS3P180		H=185,C=115, R=0	70X7	14.5	46	0.78	20
MUR-15	MS-MH 12012502/12012602		H=201,C=136, R=0	80X7	14.5	57	1.02	10
MUR-14	MS-MH 120127/8		H=201,C=136, R=0	80X7	14.5	57	1.05	10
SOV-04	MPR		H=205,C=113, R=0	80X8	14.5	46	1.05	10
MUR-04	MH 130-230 120060/61		H=210,C=155, R=0	80X8	14.5	57	1.25	10
MUR-03	MH 130-230 120058/59		H=210,C=155, R=0	80X8	14.5	57	1.375	10
MUR-08	MG		H=279,C=120, R=0	60X6	12.5	123	0.83	10
MUR-23	ME		H=180,C=0, R=0	70X8	12.5	40	0.8	10
MUR-12	MB-MS 3PO 85-160 MS2 100-120 12002200/300		H=168,C=150, R=0	70X7	12.5	46	0.9	10
MUR-19	MB-MS 3P 110-160 12002801/12002901		H=168,C=150, R=0	70X7	12.5	46	0.85	10














REFERENCIA REFERENCE RÉFÉRENCE	MODELO DE MÁQUINA MACHINE MODEL MODÈLE DE MACHINE		DIMENSIONES DIMENSIONS DIMENSIONS mm.	PLETINA FLAT PLAT mm.	AGUJEROS HOLES TROUS Ø mm.	DIST. INTEREJES DIST. BETW. AXIS ENTRAXE 	PESO WEIGHT POIDS kg.	UD./CAJA UN./BOX UN./CAISSE Nº
MUR-07	MA-MS3 P 12000101/201		H=188,C=110, R=0	60X6	12.5	46	0.6	20
MUR-06	MA-MS2 P 12000301/401		H=180,C=110, R=0	60X6	12.5	46	0.65	10
MUR-09	M85-125 SPOST 12014200/300		H=140,C=110, R=0	50X5	10.5	27	0.39	10
MUR-24	12019600/500		H=195,C=136, R=0	80X10	16.5	57	1.48	10
MUR-13	12017300/120		H=190,C=135, R=0	80X10	14.5	56	1.48	10
DER-51	12016400 ME3		H=280,C=0, R=0	90X12	16.5	50	1.66	5
FAL-49	12015800/1		H=290,C=0, R=0	90X15	16.5	50	2	5
SOV-02	12000500/12000600		H=175,C=115, R=0	70X7	12.5	46	0.8	10
MAZ-45/14			H=22,C=110, R=105	0X0	14.5	0	1	1
MUR-120			H=197,C=95, R=0	70X7	12.5	46	0.84	20
MUR-121			H=145,C=110, R=0	50X6	10.5	27	0.433	30
MUR-22			H=114,C=0, R=0	35X5	14.5	0	0.19	10
SOV-19			H=0,C=70, R=73	70X3	25X14	0	0.16	10




REFERENCIA REFERENCE RÉFÉRENCE	MODELO DE MÁQUINA MACHINE MODEL MODÈLE DE MACHINE		DIMENSIONES DIMENSIONS DIMENSIONS mm.	PLETINA FLAT PLAT mm.	AGUJEROS HOLES TROUS Ø mm.	DIST. INTEREJES DIST. BETW. AXIS ENTRAXE l mm.	PESO WEIGHT POIDS kg.	UD./CAJA UN./BOX UN./CAISSE Nº
--------------------------------------	---	---	--	--------------------------------	-------------------------------------	---	--------------------------------	---

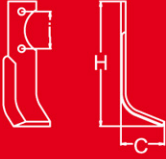
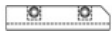

NARDI

NAR-16	8C 5013		H=200,C=135, R=0	80X7	14.5	55	1.116	10
NAR-15	8 C 5003		H=190,C=135, R=0	80X8	14.5	55	1.15	10
NAR-13	6 C 5009 / 6 CS 5009		H=190,C=106, R=0	70X7	12.5	45	0.81	20
NAR-09	6 1/2 C 5002 / 6 1/2 CS 5002		H=176,C=118, R=0	80X7	14.5	55	0.95	10
NAR-05	5C 5015 / 5CS 5015		H=135,C=71, R=0	60X6	10.5	40	0.42	20
NAR-04	5C 5012 / 5CS 5012		H=173,C=116, R=0	75X7	12.5	55	0.81	20
NAR-03	5C 5009 / 5CS 5009		H=205,C=106, R=0	60X6	12.5	44	0.64	20
NAR-17	5 C 5013		H=185,C=134, R=0	75X7	12.5	55	0.88	20
NAR-07	5 1/2 C 5002 / 5 1/2 C5 5002		H=175,C=115, R=0	80X7	12.5	55	0.92	20
NAR-01	4C5012 / 4SC5012		H=155,C=115, R=0	75X7	12.5	55	0.73	20
NAR-07C			H=180,C=114, R=0	80X7	13.25	55	0.95	15












NEW HOLLAND

NEH-02	49945		H=240,C=66, R=0	54X9	25.5	0	0.94	20
--------	-------	---	-----------------	------	------	---	------	----



REFERENCIA REFERENCE RÉFÉRENCE	MODELO DE MÁQUINA MACHINE MODEL MODÈLE DE MACHINE		DIMENSIONES DIMENSIONS DIMENSIONS mm.	PLETINA FLAT PLAT mm.	AGUJEROS HOLES TROUS Ø mm.	DIST. INTEREJES DIST. BETW. AXIS ENTRAXE l mm.	PESO WEIGHT POIDS kg.	UD./CAJA UN./BOX UN./CAISSE Nº
NEH-01	46811		H=343,C=0, R=0	75X10	20x20	168.30	1.95	0
NEH-03			H=532,C=90, R=60	75X12	25.5	0	3.7	0







NIBBI BRUNO

NOB-37	VKD-04		H=0,C=0, R=105	39X6	16.5	0	0.49	5
NOB-38	VKD		H=130,C=0, R=0	45X8	16.5	0	0.38	20
NIB-15	TOP-MAX-305 K3501790/780		H=170,C=52, R=0	25X5	8.5	58	0.18	20
NIB-10	PESCARA		H=190,C=100, R=0	50X8	10.5	42	0.65	20
NIB-11	PESCARA		H=190,C=110, R=0	50X8	10.5	42	0.65	20
NIB-07	G519		H=152,C=71, R=0	50X5	10.5	42	0.35	20
NIB-08	G-719		H=153,C=53, R=0	30X5	8.5	37	0.23	20
NIB-04	G-119		H=190,C=78, R=0	60X6	12.5	42	0.54	10
NIB-06	G-119		H=213,C=98, R=0	60X6	12.5	42	0.6	10
NIB-03	EVTIPO G-519		H=185,C=66, R=0	35X6	8.5	37	0.35	20
NIB-01	E		H=180,C=60, R=0	30X6	8.5	40	0.3	20

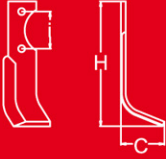





REFERENCIA REFERENCE RÉFÉRENCE	MODELO DE MÁQUINA MACHINE MODEL MODÈLE DE MACHINE	 	DIMENSIONES DIMENSIONS DIMENSIONS mm.	PLETINA FLAT PLAT mm.	AGUJEROS HOLES TROUS Ø mm.	DIST. INTEREJES DIST. BETW. AXIS ENTRAXE 	PESO WEIGHT POIDS kg.	UD./CAJA UN./BOX UN./CAISSE Nº
NOB-18	BNG21495 1551128/1551147	 	H=0,C=0, R=180	34X8	25.5	0	0.5	20
NOB-17	BNE	 	H=130,C=0, R=0	40X8	16.5	0	0.34	50
NOB-46	BNA	 	H=130,C=0, R=0	50X10	20.5	0	0.47	20
NOB-10	B8-B10-B12 17496 1581001	 	H=178,C=40, R=0	40X8	16.5	0	0.42	50
NIB-02	B	 	H=223,C=76, R=0	35X8	10.5	56	0.52	20
NOB-34	20003	 	H=240,C=0, R=0	40X8	16.5	0	0.24	20
EUR-01		 	H=200,C=55, R=0	30X4	8.5	65	0.24	50
MAZ-07/20		 	H=89,C=155, R=110	0X0	20.5	0	1.7	1
MAZ-279025		 	H=36,C=120, R=110	0X0	16.5	0	1.21	1
MAZ-76/25		 	H=54,C=148, R=96	0X0	25.5	0	1.45	1










NIUBO

JOP-01		 	H=165,C=106, R=0	60X6	12.5	46	0.54	25
JOP-09		 	H=176,C=120, R=0	75X6	12.5	57	0.725	20
MAZ-05/22		 	H=70,C=185, R=88	0X0	22.5	0	2	1

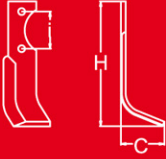











REFERENCIA REFERENCE RÉFÉRENCE	MODELO DE MÁQUINA MACHINE MODEL MODÈLE DE MACHINE		DIMENSIONES DIMENSIONS DIMENSIONS mm.	PLETINA FLAT PLAT mm.	AGUJEROS HOLES TROUS Ø mm.	DIST. INTEREJES DIST. BETW. AXIS ENTRAXE 1 mm.	PESO WEIGHT POIDS kg.	UD./CAJA UN./BOX UN./CAISSE Nº
MAZ-06/18			H=40,C=137, R=95	0X0	18.5	0	1.6	1
MAZ-110/22			H=80,C=190, R=95	0X0	22.5	0	2	1
MAZ-49/20			H=70,C=165, R=160	0X0	20.5	0	2.6	1





NOBILI

NOB-27	VKD210		H=130,C=53, R=0	45X8	16.5	0	0.4	10
NOB-32	NOB-32		H=204,C=0, R=0	60X8	25.5	0	0.7	10
NOB-31	NOB-31		H=200,C=54, R=0	60X12	25.5	0	1.19	10
NOB-02	BNT10 UNIVERSALE 16794		H=176,C=54, R=0	40X8	16.5	0	0.44	10
NOB-06	BNG-BNU05		H=200,C=54, R=0	60X10	25.5	0	0.95	10
NOB-07	BNG-BNU04 18055 2555003		H=158,C=42, R=0	80X7	14.5	0	0.61	10
NOB-04	BNG-BNU02 1551000		H=204,C=0, R=0	60X10	25.5	0	0.85	10
NOB-05	BNG-BNU01 17283 255504		H=196,C=55, R=0	60X10	25.5	0	0.95	10
NOB-35	BNE 08-20044 1781017		H=92,C=42, R=0	35X6	30x14	0	0.16	10
NOB-16	BNE 19813 1781000		H=122,C=41, R=0	40X8	16.5	0	0.31	10





























REFERENCIA REFERENCE RÉFÉRENCE	MODELO DE MÁQUINA MACHINE MODEL MODÈLE DE MACHINE		DIMENSIONES DIMENSIONS DIMENSIONS mm.	PLETINA FLAT PLAT mm.	AGUJEROS HOLES TROUS Ø mm.	DIST. INTEREJES DIST. BETW. AXIS ENTRAXE l mm.	PESO WEIGHT POIDS kg.	UD./CAJA UN./BOX UN./CAISSE Nº
NOB-11	BNE		H=140,C=0, R=0	40X8	16.5	0	0.35	10
NOB-12	BNA 20204 1651018		H=127,C=53, R=0	50X10	20.5	0	0.48	10
MAZ-59/26	2555002		H=51,C=88, R=182	0X0	25.5	0	2.2	1
FEL-02	18 RM-B9-B12		H=238,C=70, R=0	60X8	25.5	0	0.8	10
MAZ-01			H=90,C=150, R=110	0X0	20.5	0	2.95	1
MAZ-26/25			H=51.5,C=115, R=175	0X0	25.5	0	1.7	1
MAZ-40/25			H=54,C=105, R=98	0X0	25.5	0	1.45	1
MAZ-51/16			H=38,C=115, R=105	0X0	16.5	0	0.85	1
NEH-03			H=532,C=90, R=60	75X12	25.5	0	3.7	0

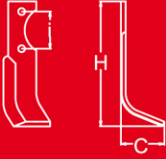














ORSI

ORS-13	RIVER SO1		H=95,C=44, R=0	45X8	16X38	0	0.19	50
ORS-12	RIVER 500		H=150,C=40, R=0	40X8	20.5	0	0.38	20
MAZ-57/25	MAZ-57/25		H=38,C=60, R=135	0X0	25.5	0	0.9	1
AGM-03	KL-KP 00023004		H=115,C=51, R=0	40X8	20.5	0	0.285	20






REFERENCIA REFERENCE RÉFÉRENCE	MODELO DE MÁQUINA MACHINE MODEL MODÈLE DE MACHINE	 	DIMENSIONES DIMENSIONS DIMENSIONS mm.	PLETINA FLAT PLAT mm.	AGUJEROS HOLES TROUS Ø mm.	DIST. INTEREJES DIST. BETW. AXIS ENTRAXE l mm.	PESO WEIGHT POIDS kg.	UD./CAJA UN./BOX UN./CAISSE Nº
ORS-02	GRILLETE	 	H=65,C=48, R=0	0X0	12.5	0	0.13	10
ORS-08	GRILLETE	 	H=72,C=49, R=0	0X0	14.5	0	0.2	10
ORS-09	GRILLETE	 	H=72,C=49, R=0	0X0	16.5	0	0.14	10
CAQ-01	CASQUILLO 40		H=25.4,C=40, R=0	0X0	16.5	0	0.084	1
CAQ-02	CASQUILLO 20		H=25.4,C=20, R=0	0X0	16.5	0	0.044	1
ORS-10	30027218	 	H=225,C=90, R=0	60X8	25.5	0	0.95	20
AGT-01-U	00023057	 	H=195,C=60, R=0	60X10	25.5	0	0.91	15
SIC-02	00023057	 	H=203,C=60, R=0	60X8	25.5	0	0.72	20
ORS-04	00023044	 	H=152,C=0, R=0	50X10	25.5	0	0.55	10
FEL-04	00023043	 	H=140,C=60, R=0	60X8	25.5	0	0.54	20
ORS-05	00023043	 	H=150,C=40, R=0	60X8	25.5	0	0.54	20
AGM-21	00023013	 	H=80,C=25, R=0	35X5	14.5	0	0.12	10
ORS-01	00023002	 	H=137,C=60, R=0	60X8	16.5	0	0.53	20







REFERENCIA REFERENCE RÉFÉRENCE	MODELO DE MÁQUINA MACHINE MODEL MODÈLE DE MACHINE		DIMENSIONES DIMENSIONS DIMENSIONS mm.	PLETINA FLAT PLAT mm.	AGUJEROS HOLES TROUS Ø mm.	DIST. INTEREJES DIST. BETW. AXIS ENTRAXE  l mm.	PESO WEIGHT POIDS kg.	UD./CAJA UN./BOX UN./CAISSE Nº
NOB-16	00023000		H=122,C=41, R=0	40X8	16.5	0	0.31	20
MAZ-37/14	000023057		H=40,C=85, R=96	0X0	14.5	0	0.7	1
FEI-15			H=103,C=45, R=0	40X8	33x16	0	0.24	100
FEI-33			H=140,C=0, R=0	60X8	25.5	0	0.5	20
FEI-49			H=104,C=0, R=0	40X6	33X16	0	0.213	100
MAZ 10/20			H=55,C=150, R=100	0X0	20.5	0	1.65	0
MAZ 37/14			H=40,C=85, R=100	0X0	14.5	0	0.7	0
MAZ 57/25			H=38,C=60, R=135	0X0	25.5	0	0.89	5
MAZ-04/16			H=40,C=120, R=110	0X0	16.5	0	1.35	1
MAZ-27/14			H=13,C=78, R=75	0X0	14.5	0	0.25	1
ORS-06			H=95,C=40, R=0	40X8	35X17	0	0.2	20
ORS-11			H=135,C=0, R=0	60X8	16.5	0	0.5	10
ROU-08			H=100,C=40, R=0	45X9	38X16	0	0.219	20













REFERENCIA REFERENCE RÉFÉRENCE	MODELO DE MÁQUINA MACHINE MODEL MODÈLE DE MACHINE	 	DIMENSIONES DIMENSIONS DIMENSIONS mm.	PLETINA FLAT PLAT mm.	AGUJEROS HOLES TROUS Ø mm.	DIST. INTEREJES DIST. BETW. AXIS ENTRAXE 	PESO WEIGHT POIDS kg.	UD./CAJA UN./BOX UN./CAISSE Nº
--------------------------------------	---	---	--	--------------------------------	-------------------------------------	---	--------------------------------	---

OVAC

178-C	T-88	 	H=210,C=70, R=0	40X5	8.5	70	0.34	50
40	MOTOBINADORAS	 	H=177,C=58, R=0	30X5	8.5	55	0.225	50

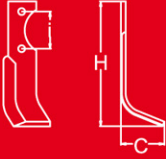


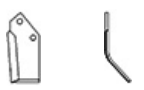








PASBO

PAB-01	G2/G51/G62/HP5	 	H=195,C=70, R=0	35X6	8.5	73	0.35	20
PAB-04	G14/G84	 	H=227,C=80, R=0	50X6	10.5	73	0.55	20
PAB-05	G14	 	H=190,C=82, R=0	60X6	10.5	38	0.55	10
PAB-02	G11/14/72/83/84	 	H=217,C=80, R=0	40X6	10.5	73	0.44	20
PAB-03	G11/14/72/83/84	 	H=217,C=72, R=0	40X6	10.5	73	0.46	20




PASQUALI

PCC-02	PICAZA PEQUEÑA	 	H=112,C=125, R=0	60X6	12.5	42	0.48	5
PCC-03	PICAZA GRANDE	 	H=145,C=150, R=0	60X6	12.5	42	0.725	5
172-C	MOD. TP	 	H=170,C=85, R=0	50X6	10.5	35	0.455	30
172-M	MOD. TP	 	H=167,C=90, R=0	55X6	12.5	35	0.493	30
109	M-7	 	H=232,C=80, R=0	40X8	10.5	79	0.63	20
































REFERENCIA REFERENCE RÉFÉRENCE	MODELO DE MÁQUINA MACHINE MODEL MODÈLE DE MACHINE		DIMENSIONES DIMENSIONS DIMENSIONS mm.	PLETINA FLAT PLAT mm.	AGUJEROS HOLES TROUS Ø mm.	DIST. INTEREJES DIST. BETW. AXIS ENTRAXE 	PESO WEIGHT POIDS kg.	UD./CAJA UN./BOX UN./CAISSE Nº
38-E	FRESA-532		H=210,C=75, R=0	35X6	10.5 COLISO	66-72	0.358	50
198-C	FRESA 595		H=183,C=90, R=0	60X6	12.5	42	0.55	30
198-CTF-E	FRESA 588		H=168,C=88, R=0	60X6	12.5	42	0.435	30
214-E	ESPECIAL ITALIA 528 FRESA 588		H=236,C=90, R=0	40X6	10.5	79	0.5	40
254-CTF	913		H=165,C=50, R=0	50X6	10.5	32	0.344	30
198-E	595 LEVANTE		H=180,C=92, R=0	60X6	12.5	42	0.52	30
198	595 595-42		H=195,C=102, R=0	60X6	12.5	42	0.6	30
198-CTF	595		H=183,C=90, R=0	60X6	12.5	42	0.495	30
6402	21CV		H=202,C=108, R=0	70X6	12.5	42	0.719	25
207-E	1200 1400		H=161,C=135, R=0	75X6	13.25	57	0.8	20

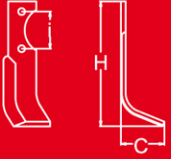









PEGORARO

PEG-10	TS A3 0 1675/6		H=259,C=108, R=0	80X8	12.5	116	1.45	10
PEG-02	TS A 3 0 0833/4		H=263,C=108, R=0	80X8	12.5	116	1.35	10
PEG-08	TN-TB 2191/2		H=182,C=133, R=0	70X7	12.5	54	0.9	10




REFERENCIA REFERENCE RÉFÉRENCE	MODELO DE MÁQUINA MACHINE MODEL MODÈLE DE MACHINE	 	DIMENSIONES DIMENSIONS DIMENSIONS mm.	PLETINA FLAT PLAT mm.	AGUJEROS HOLES TROUS Ø mm.	DIST. INTEREJES DIST. BETW. AXIS ENTRAXE 	PESO WEIGHT POIDS kg.	UD./CAJA UN./BOX UN./CAISSE Nº
PEG-01	TN-TB 1852/3	 	H=182,C=133, R=0	70X7	12.5	54	0.82	10
PEG-07	TL 3300/1	 	H=280,C=90, R=0	60X6	12.5	90	0.8	10
PEG-06	S.P112 6955	 	H=195,C=45, R=0	60X10	16.5	0	0.81	10
PEG-44	RD 008555	 	H=285,C=84, R=0	100X14	16.5	60	1.82	1
DER-92	RA2-8075/6	 	H=250,C=0, R=0	90X10	16.5	50	1.3	5
PEG-33	MINDRAG 8342	 	H=435,C=44, R=0	70X14	13.25	66	3.2	5
PEG-05	LM 5333	 	H=185,C=30, R=0	70X10	14.5	50	0.93	10
PEG-28	LD 8600	 	H=205,C=45, R=0	60X10	16.5	0	0.84	5
PEG-40	LC-LD 3590 008590	 	H=215,C=0, R=0	0X0	16.5	0	1	5
PEG-15	LC-LD	 	H=225,C=45, R=0	60X10	16.5	0	0.92	10
PEG-04	LB 5329	 	H=170,C=30, R=0	60X10	12.5	50	0.67	10
PEG-09	FA 6729/3 D. 360	 	H=140,C=50, R=0	50X6	10.5	38	0.32	10
PEG-17	DRAG 3814	 	H=435,C=44, R=0	70X18	13.25	66	4.2	5





REFERENCIA REFERENCE RÉFÉRENCE	MODELO DE MÁQUINA MACHINE MODEL MODÈLE DE MACHINE		DIMENSIONES DIMENSIONS DIMENSIONS mm.	PLETINA FLAT PLAT mm.	AGUJEROS HOLES TROUS Ø mm.	DIST. INTEREJES DIST. BETW. AXIS ENTRAXE l mm.	PESO WEIGHT POIDS kg.	UD./CAJA UN./BOX UN./CAISSE Nº
PEG-30	DRAG 3715		H=435,C=44, R=0	100X14	13.25	66	4.6	5
PEG-11	AC-AD 5378/9		H=200,C=140, R=0	80X8	14.5	57	1.3	10
PEG-03	AC-AD 4585/6		H=204,C=141, R=0	80X8	14.5	57	1.2	10
PEG-35	9119		H=204,C=50, R=0	60X8	25.5	0	0.75	20
PEG-36	9118		H=204,C=0, R=0	60X8	25.5	0	0.7	10
PEG-37	9116		H=100,C=43, R=0	40X10	16.5	0	0.32	10
DER-87	7869/70		H=305,C=0, R=0	100X14	16.5	60	2.4	5
DER-86	007862/63		H=290,C=0, R=0	100X12	16.5	60	1.92	5
ALP-22			H=325,C=0, R=0	100X14	16.5	60	2.75	5

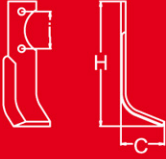






PEYMA

100 (35X6)			H=221,C=90, R=0	35X6	10.5 COLISO	66-72	0.4	40
------------	--	---	-----------------	------	-------------	-------	-----	----

PICURSA

PIC-03	1 FILO		H=115,C=0, R=0	70X12	35.75	0	0.65	0
MAZ 10/20			H=55,C=150, R=100	0X0	20.5	0	1.65	0





REFERENCIA REFERENCE RÉFÉRENCE	MODELO DE MÁQUINA MACHINE MODEL MODÈLE DE MACHINE		DIMENSIONES DIMENSIONS DIMENSIONS mm.	PLETINA FLAT PLAT mm.	AGUJEROS HOLES TROUS Ø mm.	DIST. INTEREJES DIST. BETW. AXIS ENTRAXE 	PESO WEIGHT POIDS kg.	UD./CAJA UN./BOX UN./CAISSE Nº
MAZ 31/20			H=60,C=150, R=90	0X0	20.5	0	1.22	0
MAZ-102/30			H=60,C=70, R=80	0X0	30.5	0	1.7	1
MAZ-37/16			H=40,C=85, R=96	0X0	16.5	0	0.7	1
MAZ-55/36			H=62,C=70, R=111	0X0	35.5	0	2.52	1
PIC-01			H=225,C=65, R=0	60X8	29.5	0	0.85	0

PIVA

109-PIVA	M-9		H=230,C=87, R=0	40X5	10.5	79	0.38	50
M-6	M-6		H=192,C=58, R=0	30X5	8.5	55	0.244	50
M-54	M-54		H=214,C=85, R=0	40X5	8.5	79	0.355	50
PIV-01			H=183,C=68, R=0	40X5	8.5	79	0.32	50
PIV-03			H=206,C=67, R=0	40X5	8.5	70	0.32	50

PROCOMAS

PRO-03	ROTANTE		H=330,C=0, R=0	80X13	30	0	2.53	5
PRO-04	CORTO		H=300,C=0, R=0	80X13	30	0	2.28	5







REFERENCIA REFERENCE RÉFÉRENCE	MODELO DE MÁQUINA MACHINE MODEL MODÈLE DE MACHINE		DIMENSIONES DIMENSIONS DIMENSIONS mm.	PLETINA FLAT PLAT mm.	AGUJEROS HOLES TROUS Ø mm.	DIST. INTEREJES DIST. BETW. AXIS ENTRAXE l mm.	PESO WEIGHT POIDS kg.	UD./CAJA UN./BOX UN./CAISSE Nº
FEL-04			H=140,C=60, R=0	60X8	25.5	0	0.54	20
MAZ-09/25			H=43,C=64, R=115	0X0	25.5	0	0.87	1
MAZ-37/16			H=40,C=85, R=96	0X0	16.5	0	0.7	1
PRO-01			H=125,C=60, R=0	60X6	25.5	0	0.4	10
PRO-02			H=120,C=55, R=0	40X6	16.5	0	0.25	10
PRO-06			H=80,C=45, R=0	30X5	30x14	0	0.1	20
ROU-01			H=58,C=65, R=70	0X0	25.5	0	0.47	1







R

	*		H=0,C=0, R=0	0X0	0	-0	0	0
--	---	--	--------------	-----	---	----	---	---



RAU

DER-117	E44503/4		H=300,C=0, R=0	100X14	16.5	60	2.2	5
RAU-05	49048 ø CIEGO		H=185,C=0, R=0	30X30	12.5	0	1.1	1
DER-51	44501/02		H=280,C=0, R=0	90X12	16.5	50	1.66	5
DER-27	37500/23374		H=170,C=0, R=0	25X25	10.5	0	0.75	10



REFERENCIA REFERENCE RÉFÉRENCE	MODELO DE MÁQUINA MACHINE MODEL MODÈLE DE MACHINE	 	DIMENSIONES DIMENSIONS DIMENSIONS mm.	PLETINA FLAT PLAT mm.	AGUJEROS HOLES TROUS Ø mm.	DIST. INTEREJES DIST. BETW. AXIS ENTRAXE l mm.	PESO WEIGHT POIDS kg.	UD./CAJA UN./BOX UN./CAISSE Nº
RAU-01		 	H=180,C=0, R=0	25X25	10.5	0	0.85	10
RAU-03		 	H=170,C=0, R=0	30X30	10.5	0	0.85	10







REMAC

HOW-44	M		H=265,C=100, R=0	100X15	16.5	60	2.35	1
DER-97			H=262,C=0, R=0	100X12	14.5	60	1.8	5

ROTECO

ROT-04	MINITRISS	 	H=180,C=75, R=0	30X5	10.5	65	0.23	20
ROT-02	MID ARCO/ELIC.	 	H=205,C=80, R=0	45X6	10.5	65	0.45	20
ROT-01		 	H=205,C=75, R=0	35X5	10.5	67	0.295	20
ROT-05		 	H=192,C=78, R=0	35X5	10.5	65	0.3	20
ROT-40		 	H=195,C=78, R=0	40X6	10.5	67	0.39	20


ROUSSEAU

ORS-08	GRILLETE	 	H=72,C=49, R=0	0X0	14.5	0	0.2	10
ORS-09	GRILLETE	 	H=72,C=49, R=0	0X0	16.5	0	0.14	10
ROU-05	GRILLETE	 	H=70,C=50, R=0	0X0	14.5	0	0.14	10







REFERENCIA REFERENCE RÉFÉRENCE	MODELO DE MÁQUINA MACHINE MODEL MODÈLE DE MACHINE		DIMENSIONES DIMENSIONS DIMENSIONS mm.	PLETINA FLAT PLAT mm.	AGUJEROS HOLES TROUS Ø mm.	DIST. INTEREJES DIST. BETW. AXIS ENTRAXE l mm.	PESO WEIGHT POIDS kg.	UD./CAJA UN./BOX UN./CAISSE Nº
MAZ-38/25	5.254.03		H=58,C=65, R=70	0X0	25.5	0	0.465	1
FEI-31			H=65,C=48, R=0	0X0	11.75	0	0.13	10
MAL-15			H=134,C=35, R=0	40X5	14.5	0	0.2	20
ROU-02			H=101,C=42, R=0	40X5	26x14	0	0.15	10
ROU-03			H=100,C=40, R=0	45X9	38x16	0	0.25	100
ROU-07			H=59,C=19, R=0	25X5	18X9	0	0.06	10
ROU-08			H=100,C=40, R=0	45X9	38X16	0	0.219	20

RUMPTSTAD

BSL-01			H=360,C=150, R=0	40X10	12.5	79-80	1.15	15
--------	--	---	------------------	-------	------	-------	------	----







S.E.P.

SEP-01	90-40-50-35 209376/77		H=183,C=65, R=0	30X6	8.5	70	0.25	50
SEP-20	51506-113 215318/19		H=217,C=70, R=0	40X5	10.5	70	0.35	20
GRI-01	1400-1700		H=190,C=72, R=0	30X6	10.5	66	0.29	20
SEP-05	140/Motozappa 20644849		H=175,C=70, R=0	50X6	10.5	35	0.4	20





REFERENCIA REFERENCE RÉFÉRENCE	MODELO DE MÁQUINA MACHINE MODEL MODÈLE DE MACHINE	 	DIMENSIONES DIMENSIONS DIMENSIONS mm.	PLETINA FLAT PLAT mm.	AGUJEROS HOLES TROUS Ø mm.	DIST. INTEREJES DIST. BETW. AXIS ENTRAXE 	PESO WEIGHT POIDS kg.	UD./CAJA UN./BOX UN./CAISSE Nº
BCS-12	1300 1500 2000	 	H=130,C=56, R=0	50X7	10.5	27	0.31	20
R-21-G	113-125-130	 	H=185,C=68, R=0	50X5	10.5 COLISO	66-72	0.55	35
BCS-01	1000	 	H=175,C=55, R=0	25X6	8.5	55	0.206	50
SEP-02	100-70-60 207843/44	 	H=200,C=70, R=0	35X6	10.5	70	0.35	50
198-ALFE		 	H=143,C=90, R=0	50X6	10.5	25	0.4	30
25-C		 	H=195,C=59, R=0	30X5	8.5 COLISO	65-73	0.24	50
SEP-03		 	H=206,C=76, R=0	45X6	10.5	70	0.5	20
SEP-19		 	H=217,C=70, R=0	40X5	8.5	70	0.37	40

SAGEVI

SAG-08	MTA F-90/D-80	 	H=194,C=73, R=0	40X5	8.5	67	0.34	50
SAG-09	G-200	 	H=170,C=49, R=0	35X6	8.5	67	0.285	50
SAG-03		 	H=188,C=80, R=0	35X5	8.5	67	0.31	50





SEPPI

MAZ-102/30	PICURSA SERRAT	 	H=60,C=70, R=80	0X0	30.5	0	1.7	1
------------	----------------	---	-----------------	-----	------	---	-----	---




REFERENCIA REFERENCE RÉFÉRENCE	MODELO DE MÁQUINA MACHINE MODEL MODÈLE DE MACHINE		DIMENSIONES DIMENSIONS DIMENSIONS mm.	PLETINA FLAT PLAT mm.	AGUJEROS HOLES TROUS Ø mm.	DIST. INTEREJES DIST. BETW. AXIS ENTRAXE 	PESO WEIGHT POIDS kg.	UD./CAJA UN./BOX UN./CAISSE Nº
MAZ-08/16			H=40,C=120, R=90	0X0	16.5	0	1.15	0
MAZ-04/16			H=40,C=120, R=110	0X0	16.5	0	1.35	1
MAZ-08/19			H=40,C=120, R=90	0X0	19.5	0	1.08	1
MAZ-08/20			H=40,C=120, R=90	0X0	20.5	0	1.08	1
MAZ-344021			H=75,C=76, R=115	0X0	35.5	0	3.02	1
MAZ-55/36			H=62,C=70, R=111	0X0	36.5	0	2.52	1
MAZ-900023			H=60,C=70, R=80	0X0	30.5	0	1.74	1

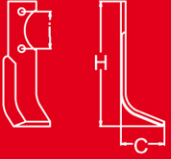














SERRAT

MAZ-14/20			H=22,C=112, R=105	0X0	20.5	0	0.92	0
MAZ-102/30			H=60,C=70, R=80	0X0	30.5	0	1.7	1
MAZ-14/20			H=22,C=112, R=105	0X0	20.5	0	0.92	1
MAZ-M-70			H=80,C=120, R=108	0X0	20.5	0	2.15	1

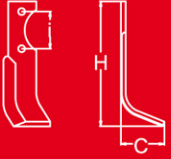









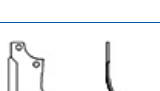




SICMA


SIM-27	ZLL 4811285/286		H=170,C=110, R=0	60X6	12.5	42	0.55	25
--------	-----------------	---	------------------	------	------	----	------	----

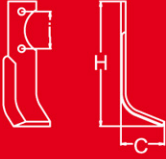












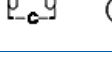



REFERENCIA REFERENCE RÉFÉRENCE	MODELO DE MÁQUINA MACHINE MODEL MODÈLE DE MACHINE		DIMENSIONES DIMENSIONS DIMENSIONS mm.	PLETINA FLAT PLAT mm.	AGUJEROS HOLES TROUS Ø mm.	DIST. INTEREJES DIST. BETW. AXIS ENTRAXE 	PESO WEIGHT POIDS kg.	UD./CAJA UN./BOX UN./CAISSE Nº
SIM-04	ZL/L 4811281/2		H=180,C=110, R=0	60X6	12.5	42	0.6	10
SIM-08	ZL/L		H=160,C=115, R=0	60X6	12.5	42	0.63	10
SIC-02	Y		H=197,C=60, R=0	60X8	25.5	0	0.72	10
SIM-14	TS-T-SL-TVF 5816274		H=110,C=55, R=0	40X10	20.5	0	0.42	20
SIM-22	TRX-TR 5816618		H=140,C=60, R=0	60X8	25.5	0	0.52	20
SIM-15	TLX		H=110,C=52, R=0	40X8	16.5	0	0.38	20
SIM-01	TLU		H=192,C=128, R=0	80X8	14.5	55	1.04	10
SIM-02	TLU		H=192,C=128, R=0	80X8	14.5	55	1.18	10
SIM-03	TCP		H=200,C=113, R=0	80X8	14.5	60	1.09	10
KVE-01	SUPER		H=320,C=0, R=0	110X18	16.5	50	3.05	5
SIM-07	ST		H=180,C=135, R=0	80X7	14.5	50	0.93	10
SIM-09	ST		H=180,C=130, R=0	80X7	14.5	50	0.98	10
MAS-03	SP 01110426/27		H=225,C=142, R=0	80X8	14.5	56	1.325	15

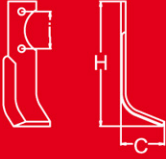
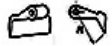














REFERENCIA REFERENCE RÉFÉRENCE	MODELO DE MÁQUINA MACHINE MODEL MODÈLE DE MACHINE		DIMENSIONES DIMENSIONS DIMENSIONS mm.	PLETINA FLAT PLAT mm.	AGUJEROS HOLES TROUS Ø mm.	DIST. INTEREJES DIST. BETW. AXIS ENTRAXE 	PESO WEIGHT POIDS kg.	UD./CAJA UN./BOX UN./CAISSE Nº
MAS-04	SP 01110428/29		H=215,C=140, R=0	80X8	14.5	56	1.355	10
MAS-42	SM 02108432/33		H=192,C=135, R=0	80X7	14.5	56	0.95	10
MAS-45	SM 02108432/33		H=180,C=135, R=0	80X7	14.5	56	0.95	10
SIM-13	SA 4811680/11		H=170,C=115, R=0	60X6	12.5	40	0.56	10
MAZ-12/16	MARTILLO		H=40,C=120, R=110	0X0	16.5	0	1.28	1
SIC-01	L		H=120,C=70, R=0	60X8	25.5	0	0.6	10
SIC-03	L		H=197,C=60, R=0	60X8	25.5	0	0.78	10
HOW-04	E/CR/Hi 3900/1 63592/53 4434/37		H=175,C=133, R=0	80X7	13.25	57	1	15
SIM-16	CS-SF-RC		H=185,C=125, R=0	70X6	12.5	42	0.7	20
CAQ-01	CASQUILLO 40		H=25.4,C=40, R=0	0X0	16.5	0	0.084	1
CAQ-02	CASQUILLO 20		H=25.5,C=20, R=0	0X0	16.5	0	0.044	1
NOB-05	5816918		H=200,C=55, R=0	60X10	25.5	0	0.93	20
AGM-01			H=150,C=55, R=0	60X10	25.5	0	0.6	20



REFERENCIA REFERENCE RÉFÉRENCE	MODELO DE MÁQUINA MACHINE MODEL MODÈLE DE MACHINE		DIMENSIONES DIMENSIONS DIMENSIONS mm.	PLETINA FLAT PLAT mm.	AGUJEROS HOLES TROUS Ø mm.	DIST. INTEREJES DIST. BETW. AXIS ENTRAXE  1 mm.	PESO WEIGHT POIDS kg.	UD./CAJA UN./BOX UN./CAISSE Nº
AGM-02			H=150,C=0, R=0	60X10	25.5	0	0.61	20
AGM-21			H=80,C=25, R=0	35X5	14.5	0	0.12	50
DER-110			H=300,C=0, R=0	90X14	16.5	50	1.9	5
DER-121			H=300,C=90, R=0	90X15	16.5	50	2.7	5
DER-122			H=310,C=120, R=0	110X15	16.5	50	2.65	5
DER-123			H=294,C=0, R=0	90X15	16.5	50	2	5
DER-51			H=280,C=0, R=0	90X12	16.5	50	1.66	5
DER-52			H=300,C=0, R=0	100X12	16.5	60	2	5
FEL-02			H=238,C=70, R=0	60X8	25.5	0	0.8	20
FEL-15			H=103,C=45, R=0	40X8	33x16	0	0.24	100
FEL-31			H=65,C=48, R=0	0X0	11.75	0	0.13	10
MAS-51			H=280,C=0, R=0	90X14	16.5	50	2.1	5
MAZ 10/16			H=55,C=150, R=100	0X0	16.5	0	1.65	0








REFERENCIA REFERENCE RÉFÉRENCE	MODELO DE MÁQUINA MACHINE MODEL MODÈLE DE MACHINE		DIMENSIONES DIMENSIONS DIMENSIONS mm.	PLETINA FLAT PLAT mm.	AGUJEROS HOLES TROUS Ø mm.	DIST. INTEREJES DIST. BETW. AXIS ENTRAXE l mm.	PESO WEIGHT POIDS kg.	UD./CAJA UN./BOX UN./CAISSE Nº
MAZ 12/16			H=40,C=120, R=110	0X0	16.5	0	1.27	0
MAZ 31/20			H=60,C=150, R=90	0X0	20.5	0	1.22	0
MAZ 37/16			H=40,C=85, R=100	0X0	16.5	0	0.7	0
MAZ-04/16			H=40,C=120, R=110	0X0	16.5	0	1.35	0
MAZ-18/16			H=70,C=180, R=100	0X0	16.5	0	2.26	1
MAZ-93/16			H=40,C=95, R=95	0X0	16.5	0	0.65	1
SIC-04			H=197,C=0, R=0	60X8	25.5	0	0.67	10
SIC-06			H=195,C=0, R=0	50X8	25.5	0	0.5	20
SIC-10			H=87,C=43, R=0	40X6	30x14	0	0.17	10
SIC-11			H=136,C=0, R=0	40X6	16.5	0	0.23	10
SIC-12			H=120,C=70, R=0	50X10	16.5	0	0.5	10
SIC-13			H=120,C=70, R=0	50X10	16.5	0	0.56	10
SOV-112			H=175,C=115, R=0	70X7	14.5	46	1.13	20








REFERENCIA REFERENCE RÉFÉRENCE	MODELO DE MÁQUINA MACHINE MODEL MODÈLE DE MACHINE		DIMENSIONES DIMENSIONS DIMENSIONS mm.	PLETINA FLAT PLAT mm.	AGUJEROS HOLES TROUS Ø mm.	DIST. INTEREJES DIST. BETW. AXIS ENTRAXE 	PESO WEIGHT POIDS kg.	UD./CAJA UN./BOX UN./CAISSE Nº
TAS-02			H=185,C=110, R=0	60X6	12.5	0-42	0.62	0


SIDEWINDER

SWI-04	K60, SX60, 5X5		H=568,C=0, R=0	76X9	38	0	3	5
SWI-03	GB722,GB842,GW842,SW642,6X6,7X7		H=730,C=0, R=0	89X13	38	0	6.3	5
SWI-01	GB48,GB144,GM66(Tire Drive),RS160,RS213,SW66		H=514,C=0, R=0	89X13	38	0	4.7	5
SWI-05	Flex 15,PG210,FW215 & 216, Replaces 22334		H=646,C=0, R=0	89X13	38	0	5.6	5
SWI-02	605,660,GB60,GB602,SW72, Replaces Brown 27		H=578,C=0, R=0	89X13	38	0	5.9	5


SIMON

ACF-01	74/75		H=220,C=60, R=0	35X8	10.5 COLISO	73	0.475	20
SMN-02			H=300,C=57, R=0	50X10	16.5	104	1.2	15
SMN-03			H=300,C=54, R=0	50X10	16.5	100-99	1.2	15
SMN-05			H=300,C=54, R=0	50X10	14.5 COLISO	100	1.05	10
SMN-06			H=300,C=57, R=0	50X10	14.5	104	1.2	15

SOLO

164			H=175,C=72, R=0	50X6	10.5	28.5	0.44	25
-----	--	---	-----------------	------	------	------	------	----


























REFERENCIA REFERENCE RÉFÉRENCE	MODELO DE MÁQUINA MACHINE MODEL MODÈLE DE MACHINE	 	DIMENSIONES DIMENSIONS DIMENSIONS mm.	PLETINA FLAT PLAT mm.	AGUJEROS HOLES TROUS Ø mm.	DIST. INTEREJES DIST. BETW. AXIS ENTRAXE l mm.	PESO WEIGHT POIDS kg.	UD./CAJA UN./BOX UN./CAISSE Nº
178-C		 	H=210,C=70, R=0	40X5	8.5	70	0.34	50
44		 	H=197,C=58, R=0	30X5	8.5	69	0.235	50





SOVEMA

SIC-02	Y	 	H=197,C=60, R=0	60X6	25.5	0	0.72	10
SIC-04	RECTO	 	H=197,C=0, R=0	60X8	25.5	0	0.67	10
SIC-03	L	 	H=197,C=60, R=0	60X8	25.5	0	0.78	10
SOV-19	espAtula	 	H=0,C=70, R=73	70X3	25x14	0	0.16	10
DER-50	900111056/57	 	H=280,C=0, R=0	90X10	16.5	50	1.38	5
DER-52	900111051/52	 	H=305,C=0, R=0	100X12	16.5	60	2	5
SOV-11	900111017/8	 	H=175,C=135, R=0	80X8	14.5	46	1.12	10
172-C	9001110021/22	 	H=170,C=85, R=0	50X6	10.5	35	0.455	30
MUR-06	12000301/401	 	H=180,C=110, R=0	60X6	12.5	46	0.65	10
MUR-07	12000101/201	 	H=188,C=110, R=0	60X6	12.5	46	0.6	20
MAZ 10/16		 	H=55,C=150, R=100	0X0	16.5	0	1.65	0





REFERENCIA REFERENCE RÉFÉRENCE	MODELO DE MÁQUINA MACHINE MODEL MODÈLE DE MACHINE	 	DIMENSIONES DIMENSIONS DIMENSIONS mm.	PLETINA FLAT PLAT mm.	AGUJEROS HOLES TROUS Ø mm.	DIST. INTEREJES DIST. BETW. AXIS ENTRAXE 	PESO WEIGHT POIDS kg.	UD./CAJA UN./BOX UN./CAISSE Nº
SIC-10		 	H=87,C=43, R=0	40X6	30x14	0	0.17	10
SIC-11		 	H=136,C=0, R=0	40X6	16.5	0	0.23	10
SIC-12		 	H=120,C=70, R=0	50X10	16.5	0	0.5	10
SIC-13		 	H=120,C=70, R=0	50X10	16.5	0	0.56	10
SOV-02		 	H=175,C=115, R=0	70X7	12.5	46	0.8	10
SOV-03		 	H=185,C=115, R=0	70X7	14.5	46	0.78	20
SOV-04		 	H=205,C=113, R=0	80X8	14.5	46	1.05	10
SOV-05		 	H=175,C=109, R=0	70X7	12.5	46	0.82	10
SOV-06		 	H=177,C=109, R=0	70X7	14.5	46	0.808	20
SOV-08		 	H=200,C=113, R=0	80X8	14.5	46	1.18	10

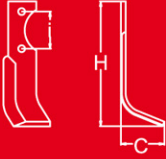


SPRAGELSE

SPR-01	paleta corta	 	H=105,C=50, R=0	60X6	11.75	0	0.35	10
SPR-02	paleta	 	H=145,C=50, R=0	65X6	11.75	0	0.48	10

SUIRE

SUI-5001	5001		H=500,C=47.5, R=0	100X12	30	0	5.2	1
----------	------	---	-------------------	--------	----	---	-----	---






REFERENCIA REFERENCE RÉFÉRENCE	MODELO DE MÁQUINA MACHINE MODEL MODÈLE DE MACHINE		DIMENSIONES DIMENSIONS DIMENSIONS mm.	PLETINA FLAT PLAT mm.	AGUJEROS HOLES TROUS Ø mm.	DIST. INTEREJES DIST. BETW. AXIS ENTRAXE l mm.	PESO WEIGHT POIDS kg.	UD./CAJA UN./BOX UN./CAISSE Nº
SUI-4201	4201		H=420,C=47.5, R=0	100X12	30	0	4.1	1
SUI-2001	2001		H=200,C=38, R=0	80X8	19	0	1	1
	*		H=0,C=0, R=0	0X0	0	-0	0	0

TAARUP

TAA-02	50-507-000		H=215,C=47, R=0	65X7	29	0	0.67	10
TAA-14	49305000		H=130,C=22, R=0	75X7	13.25	56	0.49	20
TAA-10	49304000		H=150,C=40, R=0	75X7	13.25	56	0.59	20
TAA-01	49-501-300		H=215,C=0, R=0	65X7	29	0	0.54	10
TAA-03	40-822-300		H=142,C=40, R=0	75X7	13.25	0	0.5	10
TAA-4			H=145,C=47, R=0	75X8	14.5	0	1.12	15













TERRAIN KING

TKI-03	TK15, X5, Hydro 15 Right Wing		H=629,C=0, R=0	89X13	38	0	5.4	5
TKI-04	TK15, X5, Hydro 15 Left Wing & Center		H=629,C=0, R=0	89X13	38	0	5.4	5
TKI-01	SMC, MOWAL, TK15		H=356,C=0, R=0	76X13	32	0	2.7	5

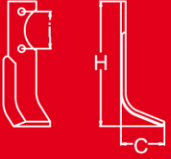
















REFERENCIA REFERENCE RÉFÉRENCE	MODELO DE MÁQUINA MACHINE MODEL MODÈLE DE MACHINE		DIMENSIONES DIMENSIONS DIMENSIONS mm.	PLETINA FLAT PLAT mm.	AGUJEROS HOLES TROUS Ø mm.	DIST. INTEREJES DIST. BETW. AXIS ENTRAXE 	PESO WEIGHT POIDS kg.	UD./CAJA UN./BOX UN./CAISSE Nº
TKI-02	SMC, MOWAL, TK15		H=632,C=0, R=0	89X13	38	0	5.2	5

TORTELLA

TOR-20	TR8-TR9-TR10 2987011		H=120,C=55, R=0	60X8	22.5	0	0.52	20
TOR-21	TR6-TR8-TR10 2987010		H=100,C=55, R=0	60X8	22.5	0	0.5	20
TOR-10	T-3-T4 2985214/6		H=183,C=134, R=0	80X8	14.5	56	1.24	15
SIM-16	4811400/401		H=185,C=125, R=0	70X6	12.5	42	0.7	20
TOR 16	2987026		H=190,C=70, R=0	60X10	25.5	0	1	20
TOR 17	2987020		H=160,C=70, R=0	60X10	25.5	0	0.88	20
TOR 22	2987000		H=175,C=36, R=0	70X10	14.5	50	0.8	10
TOR 14	2985608/10		H=167,C=134, R=0	80X7	14.5	57	0.9	15
TOR 12	2985604/06		H=190,C=110, R=0	70X7	12.5	42	0.96	20
TOR 05	298560/02		H=190,C=110, R=0	70X7	12.5	42	0.95	20
TOR 11	2985554/56		H=160,C=120, R=0	60X6	12.5	40	0.68	20
TOR 06	2985550/52		H=160,C=120, R=0	60X6	12.5	40	0.61	20






REFERENCIA REFERENCE RÉFÉRENCE	MODELO DE MÁQUINA MACHINE MODEL MODÈLE DE MACHINE		DIMENSIONES DIMENSIONS DIMENSIONS mm.	PLETINA FLAT PLAT mm.	AGUJEROS HOLES TROUS Ø mm.	DIST. INTEREJES DIST. BETW. AXIS ENTRAXE 	PESO WEIGHT POIDS kg.	UD./CAJA UN./BOX UN./CAISSE Nº
TOR 30	2985500/02		H=220,C=150, R=0	90X10	14.5	40	1.96	15
TOR 29	2985314/16		H=220,C=150, R=0	80X8	14.5	59	1.34	15
TOR 28	2985304/06		H=220,C=150, R=0	80X8	14.5	59	1.3	15
CEL-10	2985214/16		H=180,C=134, R=0	80X8	14.5	57	1.24	15
CEL-09	2985204/06		H=186,C=137, R=0	80X8	14.5	57	1.12	15
TOR-07	2985204/06		H=183,C=134, R=0	80X8	14.5	56	1.14	15
TOR 01	2915		H=184,C=135, R=0	80X8	14.5	59	1.15	15
DER-51	12016400		H=280,C=0, R=0	90X12	16.5	50	1.66	5
CEL-16			H=202,C=0, R=0	50X12	16.5	46	0.88	20
DER-52			H=300,C=0, R=0	100X12	16.5	60	2	5
MAZ-04/16			H=40,C=120, R=110	0X0	16.5	0	1.35	1
MAZ-08/16			H=40,C=120, R=90	0X0	16.5	0	1.08	1
MAZ-20/22			H=98,C=166, R=116	0X0	22.5	0	2.11	10








REFERENCIA REFERENCE RÉFÉRENCE	MODELO DE MÁQUINA MACHINE MODEL MODÈLE DE MACHINE		DIMENSIONES DIMENSIONS DIMENSIONS mm.	PLETINA FLAT PLAT mm.	AGUJEROS HOLES TROUS Ø mm.	DIST. INTEREJES DIST. BETW. AXIS ENTRAXE l mm.	PESO WEIGHT POIDS kg.	UD./CAJA UN./BOX UN./CAISSE Nº
MAZ-27/16			H=13,C=78, R=75	0X0	16.5	0	0.25	10
MAZ-30/16			H=40,C=140, R=100	0X0	16.5	0	1.22	1
MAZ-88/22			H=96,C=165, R=115	0X0	22.5	0	2.37	1
NOB-27			H=130,C=53, R=0	45X8	16.5	0	0.4	20
ORT-05			H=260,C=0, R=0	80X10	14.5	50	1.18	5






















TRUSS

R-21-G	5102		H=185,C=68, R=0	50X5	10.5 COLISO	66-72	0.355	35
100 (40X6)			H=221,C=82, R=0	40X6	10.5 COLISO	66-73	0.446	40
38-A			H=212,C=90, R=0	40X5	10.5 COLISO	66-72	0.37	50







VALPADANA

VAL-10	VMC18		H=206,C=90, R=0	60X6	10.5	46	0.68	10
VAL-11	VMC18		H=160,C=54, R=0	40X6	10.5	27	0.32	30
VAL-08	VMC14		H=167,C=72, R=0	50X6	10.5	35	0.4	30
R-21-G	VMC-150		H=185,C=68, R=0	50X5	10.5 COLISO	66-72	0.355	35














REFERENCIA REFERENCE RÉFÉRENCE	MODELO DE MÁQUINA MACHINE MODEL MODÈLE DE MACHINE	 	DIMENSIONES DIMENSIONS DIMENSIONS mm.	PLETINA FLAT PLAT mm.	AGUJEROS HOLES TROUS Ø mm.	DIST. INTEREJES DIST. BETW. AXIS ENTRAXE l mm.	PESO WEIGHT POIDS kg.	UD./CAJA UN./BOX UN./CAISSE Nº
VAL-04	VMC-15	 	H=190,C=82, R=0	50X6	10.5	35	0.47	10
I-3	VMC-130	 	H=150,C=59, R=0	40X6	10.5	26	0.26	50
172-C	VMC 14	 	H=170,C=85, R=0	50X6	10.5	35	0.455	30
BCS-12	VMC 130	 	H=130,C=56, R=0	50X7	10.5	27	0.32	30
VAL-07	VMC 10-12	 	H=142,C=83, R=0	50X6	10.5	35	0.34	10
VAL-05	MC 18-4RM20	 	H=204,C=80, R=0	60X7	10.5	45	0.7	10
VAL-06	MC 18-4RM20	 	H=207,C=84, R=0	60X6	10.5	45	0.6	10
BRE-03	4RM-300/400 450	 	H=185,C=115, R=0	70X6	12.5	40	0.68	10
VAL-15	4RM-180	 	H=176,C=97, R=0	60X6	10.5	42	0.56	10
SEP-03		 	H=206,C=76, R=0	45X6	10.5	70	0.5	20





VENTURA

FEL-31	GRILLETE	 	H=65,C=48, R=0	0X0	11.75	0	0.13	10
ORS-09	GRILLETE	 	H=72,C=49, R=0	0X0	16.5	0	0.14	10
FEL-04		 	H=140,C=60, R=0	60X8	25.5	0	0.54	10



REFERENCIA REFERENCE RÉFÉRENCE	MODELO DE MÁQUINA MACHINE MODEL MODÈLE DE MACHINE	 	DIMENSIONES DIMENSIONS DIMENSIONS mm.	PLETINA FLAT PLAT mm.	AGUJEROS HOLES TROUS Ø mm.	DIST. INTEREJES DIST. BETW. AXIS ENTRAXE 	PESO WEIGHT POIDS kg.	UD./CAJA UN./BOX UN./CAISSE Nº
FEL-15		 	H=103,C=45, R=0	40X8	33x16	0	0.24	100
ROU-03		 	H=100,C=40, R=0	45X9	38x16	0	0.25	20
ROU-08		 	H=100,C=40, R=0	45X9	38X16	0	0.219	50
VEN-01		 	H=255,C=0, R=0	70X8	16.5	0	1.12	10

VH

178-CH		 	H=212,C=72, R=0	40X5	10.5 COLISO	66-72	0.34	50
44		 	H=197,C=58, R=0	30X5	8.5	69	0.235	50

VOLPINO

264-L	BINADORA410	 	H=165,C=52, R=0	30X5	8.5	67	0.19	50
100 (40X6)	600	 	H=221,C=82, R=0	40X6	10.5 COLISO	66-73	0.446	40
318	318	 	H=196,C=56, R=0	45X5	8.5	67	0.32	25
321010	150	 	H=204,C=62, R=0	45X5	10.5 COLISO	66-73	0.375	35
32108	125	 	H=204,C=62, R=0	45X5	8.5 COLISO	65-73	0.375	35
HON-380-COL		 	H=199,C=70, R=0	35X5	8.5 COLISO	70	0.32	50




REFERENCIA	MODELO DE MÁQUINA		DIMENSIONES	PLETINA	AGUJEROS	DIST. INTEREJES	PESO	UD./CAJA
REFERENCE	MACHINE MODEL		DIMENSIONS	FLAT	HOLES	DIST. BETW. AXIS	WEIGHT	UN./BOX
RÉFÉRENCE	MODÈLE DE MACHINE		DIMENSIONS	PLAT	TROUS	ENTRAXE	POIDS	UN./CAISSE
			mm.	mm.	Ø mm.		kg.	Nº

WOODS

MAL-20	PL/CL		H=178,C=103, R=0	60X7	14.5	40	0.725	20
WOD-06	M4, 48" Billy Goat		H=450.85,C=0, R=0	89X9	38	0	2.54	1
WOD-04	72,84,213,214,320,MD184,S106.X T184, 6&7		H=768.35,C=0, R=0	100X9	38	0	7.257	1
WOD-05	60-2,60-3,60-4,E60,M5,M5-3,M54, M60		H=558.5,C=0, R=0	76X9	38	0	2.902	1
WOD-03	42		H=495.3,C=0, R=0	63X7	22	0	1.769	1
WOD-08	4 used on 2120, 2162, 3180, 3240, HD315-5		H=641.35,C=0, R=0	100X12	38	0	6.554	1
WOD-01	4 used on 114		H=473,C=0, R=0	90X9	22	0	2.902	1
WOD-10	320, D210R,D315,HD210R-4,HD3 15,HS105,P210R		H=609.6,C=0, R=0	100X9	38	0	5.443	1
WOD-07	312,320,2090,D315,HD210R-2,M R105,R105,S105		H=609.6,C=0, R=0	76X9	38	0	5.443	1
WOD-09	2 used on 2120, 2162, 3180, 3240, HD315-5		H=641.35,C=0, R=0	100X12	38	0	6.554	1
WOD-02	2 used on 114		H=352.4,C=0, R=0	90X9	22	0	2.608	1

YANMAR

JAP-05	INOMOTO		H=0,C=66, R=171	45X5	11.75	0	0.357	30
--------	---------	---	-----------------	------	-------	---	-------	----

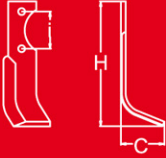





REFERENCIA REFERENCE RÉFÉRENCE	MODELO DE MÁQUINA MACHINE MODEL MODÈLE DE MACHINE		DIMENSIONES DIMENSIONS DIMENSIONS mm.	PLETINA FLAT PLAT mm.	AGUJEROS HOLES TROUS Ø mm.	DIST. INTEREJES DIST. BETW. AXIS ENTRAXE l mm.	PESO WEIGHT POIDS kg.	UD./CAJA UN./BOX UN./CAISSE Nº
HON-380-COL			H=199,C=70, R=0	35X5	8.5 COLISO	70	0.32	50
JAP-01			H=0,C=60, R=220	45X8	10.5	0	0.68	20
JAP-02			H=0,C=77, R=190	45X8	10.5	0	0.515	30
JAP-03			H=0,C=65, R=215	40X8	10.5	0	0.58	20
JAP-04			H=0,C=50, R=185	45X8	10.5	0	0.56	20

ZANON

ZAN-02	tritadora		H=116,C=50, R=0	50X8	16.5	0	0.31	10
MAZ-071/12	maza		H=65,C=10, R=87	0X0	12.5	0	0.21	1
AGM-03			H=115,C=51, R=0	40X8	20.5	0	0.285	20
FEL-13			H=80,C=45, R=0	40X8	33x16	0	0.19	100
FEL-15			H=103,C=45, R=0	40X8	33x16	0	0.24	100
FEL-31			H=65,C=48, R=0	0X0	11.75	0	0.13	10
MAZ 08/14			H=40,C=120, R=90	0X0	14.5	0	1.15	0
MAZ 37/14			H=40,C=85, R=100	0X0	14.5	0	0.7	0



REFERENCIA REFERENCE RÉFÉRENCE	MODELODEMÁQUINA MACHINE MODEL MODÈLE DE MACHINE		DIMENSIONES DIMENSIONS DIMENSIONS mm.	PLETINA FLAT PLAT mm.	AGUJEROS HOLES TROUS Ø mm.	DIST. INTEREJES DIST. BETW. AXIS ENTRAXE 	PESO WEIGHT POIDS kg.	UD./CAJA UN./BOX UN./CAISSE Nº
MAZ-10/20			H=54,C=147, R=97	0X0	20.5	0	1.8	1
MAZ-49/22			H=70,C=165, R=160	0X0	22.5	0	2.6	1